

国贸通定制报告



www.BigTradeData.com

目 录

1. 数据说明	3
2. 全球各洲量价统计	3
2.1. 洲交易累计金额及数量分布	3
2.1.1. 洲交易累计金额	3
2.1.2. 洲交易累计数量	4
2.2. 洲交易量价年度对比	6
2.2.1. 年交易额增长率	6
2.2.2. 年交易量增长率	7
3. 原产国量价统计	8
3.1. 各国交易量价及年增长率	8
3.1.1. 各国交易额及年增长率	8
3.1.2. 各国交易量及年增长率	13
3.2. 各国交易额月度趋势	19
3.3. 交易金额前十国家采购量价月度同环比	23
4. 产品编码量价统计	50
4.1. 各编码年度交易量价及增长率	50
4.1.1. 年交易额增长率	50
4.1.2. 年交易量增长率	51
4.2. 各编码交易额月度趋势	53
4.3. 各编码在原产国量价分布	61

www.BigTradeData.com

1. 数据说明

月度在 202601 到 202612 之间

海关编码：以940542开头

数量单位：PAIRS

金额单位：美元

月环比：2026年01月 - 2026年12月与2025年12月 - 2026年11月相比较

月同比：2026年01月 - 2026年12月与2025年01月 - 2025年12月相比较

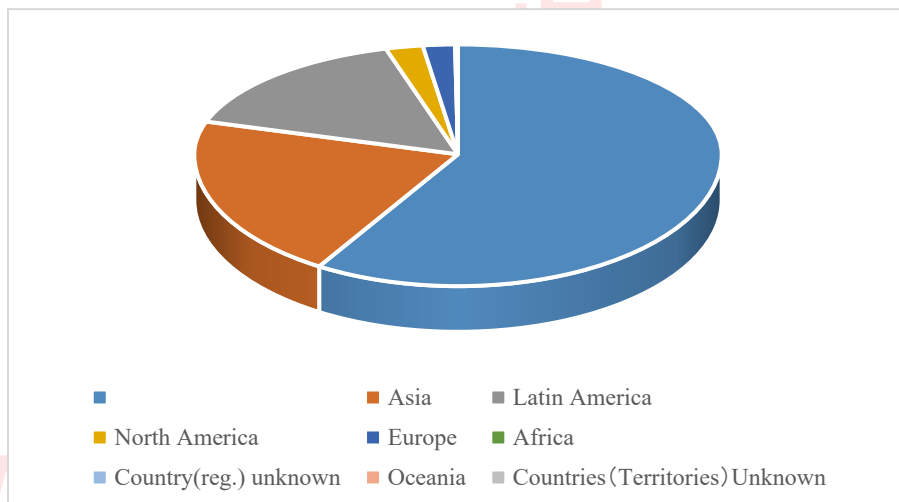
单位注释：W（万）；M（百万）；B（十亿）；T（吨）

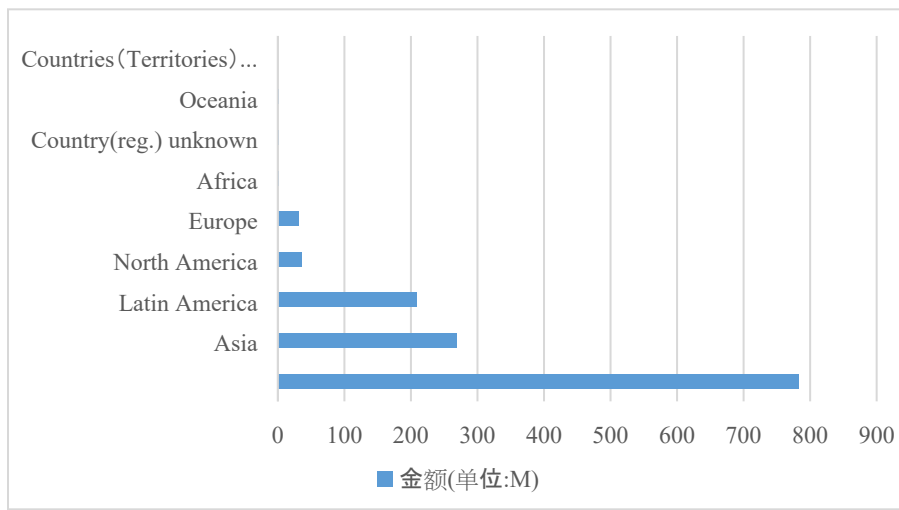
2. 全球各洲量价统计

2.1. 洲交易累计金额及数量分布

2.1.1. 洲交易累计金额

2026年01月至2026年12月，从全球进口金额总计1330.59M美元，各洲累计额由高到低分别为：：782.72M, 占比58.83%；Asia: 269.1M, 占比20.22%；Latin America: 209.05M, 占比15.71%；North America: 35.63M, 占比2.68%；Europe: 31.25M, 占比2.35%；Africa: 1.69M, 占比0.13%；Country(reg.) unknown: 0.57M, 占比0.04%；Oceania: 0.42M, 占比0.03%；Countries (Territories) Unknown: 0.16M, 占比0.01%；（金额单位：美元）

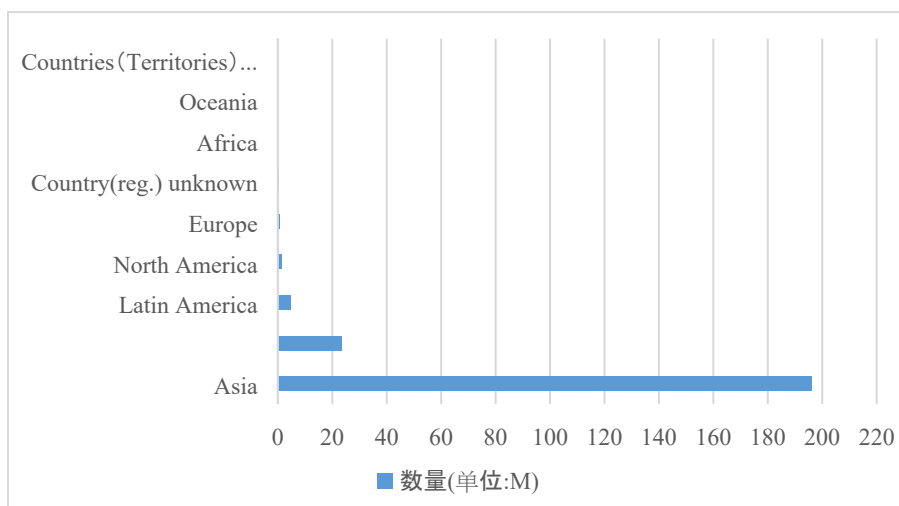
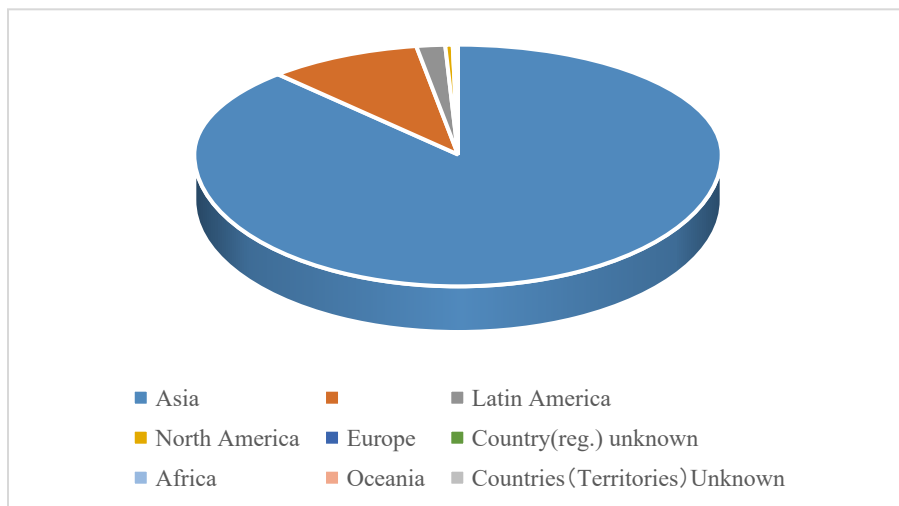




排名	原产国所在洲	金额	占比(%)
1		782.72M	58.83
2	Asia	269.1M	20.22
3	Latin America	209.05M	15.71
4	North America	35.63M	2.68
5	Europe	31.25M	2.35
6	Africa	1.69M	0.13
7	Country(reg.) unknown	0.57M	0.04
8	Oceania	0.42M	0.03
9	Countries (Territories) Unknown	0.16M	0.01
	合计	1330.59M	100

2.1.2. 洲交易累计数量

2026年01月至2026年12月，从全球进口数量总计226.48M，各洲累计额由高到低分别为：Asia: 196.08M, 占比86.58%； : 23.53M, 占比10.39%； Latin America: 4.75M, 占比2.10%； North America: 1.24M, 占比0.55%； Europe: 0.67M, 占比0.30%； Country(reg.) unknown: 0.11M, 占比0.05%； Africa: 0.08M, 占比0.04%； Oceania: 0.01M, 占比0.00%； Countries (Territories) Unknown: 0, 占比0.00%； （数量单位：PAIRS）



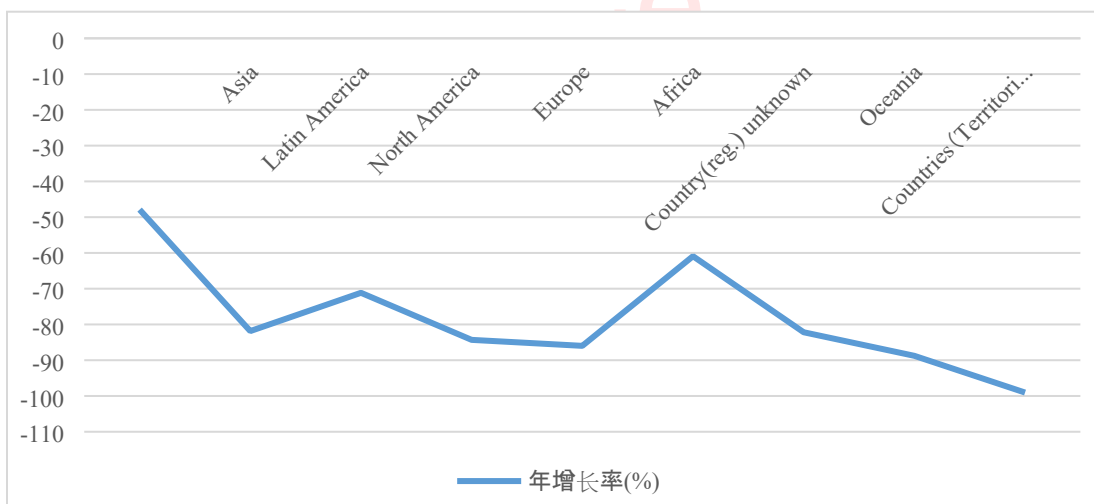
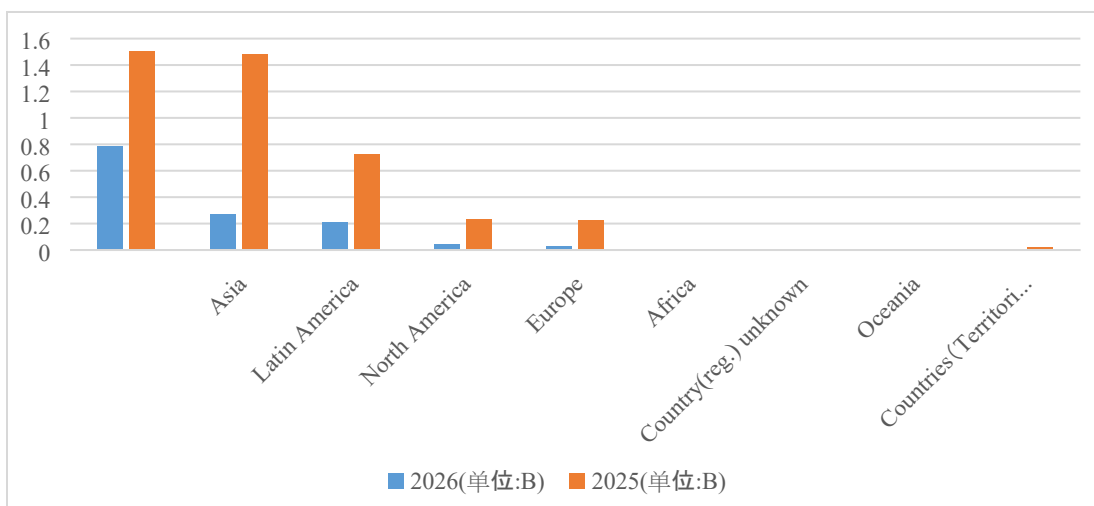
排名	原产国所在洲	数量	占比 (%)
1	Asia	196.08M	86.58
2	Oceania	23.53M	10.39
3	Latin America	4.75M	2.10
4	North America	1.24M	0.55
5	Europe	0.67M	0.30
6	Country (reg.) unknown	0.11M	0.05
7	Africa	0.08M	0.04
8	Oceania	0.01M	0.00
9	Countries (Territories) Unknown	0	0.00
	合计	226.48M	100

2.2. 洲交易量价年度对比

2.2.1. 年交易额增长率

2026年01月至2026年12月，各洲交易额年增长率由高到低：Country (reg.)

unknown环比减少2.62M，降低82.18%；Africa环比减少2.63M，降低60.92%；Oceania环比减少3.32M，降低88.77%；Countries (Territories) Unknown环比减少17.07M，降低99.04%；North America环比减少191.51M，降低84.31%；Europe环比减少191.59M，降低85.98%；Latin America环比减少515.54M，降低71.15%；环比减少719.32M，降低47.89%；Asia环比减少1213.41M，降低81.85%；（金额单位：美元）



原产国所在洲	2026	2025	增长量	增长率(%)
	782.72M	1502.04M	-719.32M	-47.89
Asia	269.1M	1482.51M	-	-81.85
			1213.41M	

Latin America	209.05M	724.59M	-515.54M	-71.15
North America	35.63M	227.14M	-191.51M	-84.31
Europe	31.25M	222.84M	-191.59M	-85.98
Africa	1.69M	4.32M	-2.63M	-60.92
Country(reg.) unknown	0.57M	3.19M	-2.62M	-82.18
Oceania	0.42M	3.74M	-3.32M	-88.77
Countries (Territories) Unknown	0.16M	17.24M	-17.07M	-99.04

2.2.2. 年交易量增长率

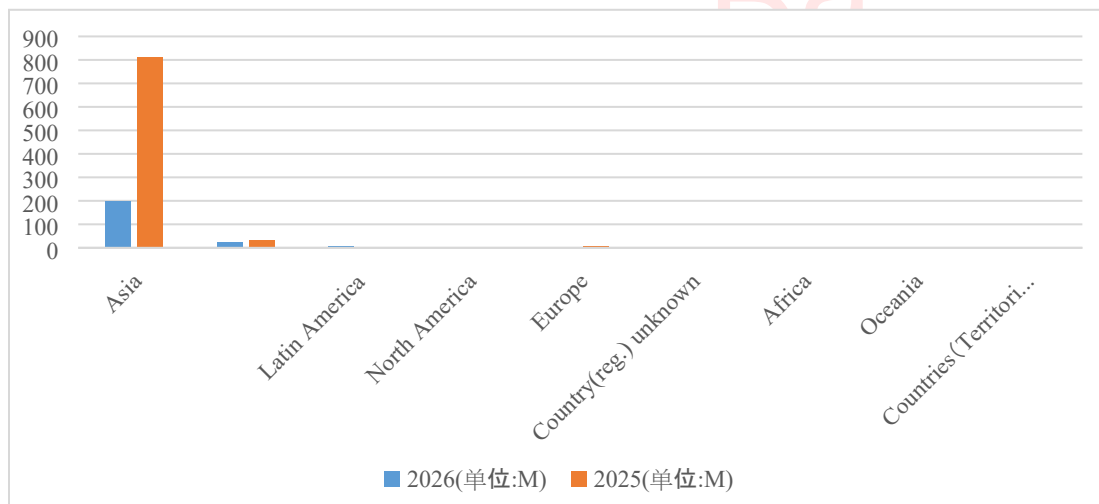
2026年01月至2026年12月，各洲交易数量年增长率由高到低：Latin

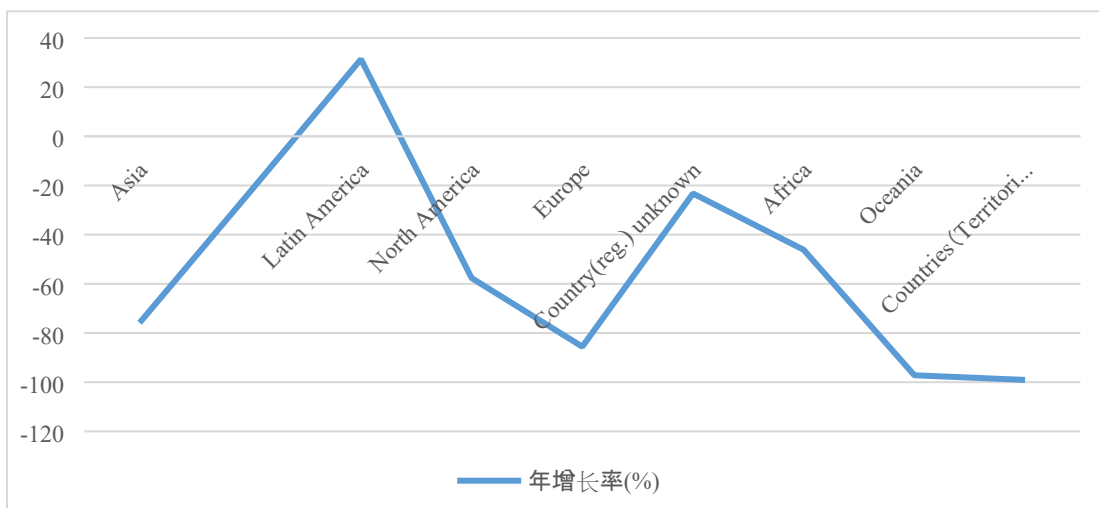
America环比增加1.13M，增长31.35%；Country(reg.)

unknown环比减少0.03M，降低23.26%；Africa环比减少0.07M，降低46.16%；Countries (Territories) Un
known环比减少0.18M，降低99.08%；Oceania环比减少0.23M，降低97.18%；North

America环比减少1.69M，降低57.65%；Europe环比减少3.99M，降低85.55%；环比减少6.82M，降低22.47%

；Asia环比减少615.9M，降低75.85%；（数量单位：PAIRS）





原产国所在洲	2026	2025	增长量	增长率(%)
Asia	196.08M	811.98M	-615.9M	-75.85
Latin America	23.53M	30.35M	-6.82M	-22.47
North America	4.75M	3.62M	1.13M	31.35
Europe	1.24M	2.93M	-1.69M	-57.65
Country (reg.) unknown	0.67M	4.67M	-3.99M	-85.55
Africa	0.11M	0.15M	-0.03M	-23.26
Oceania	0.08M	0.15M	-0.07M	-46.16
Countries (Territories) Unknown	0.01M	0.24M	-0.23M	-97.18
	0	0.18M	-0.18M	-99.08

3. 原产国量价统计

3.1. 各国交易量价及年增长率

3.1.1. 各国交易额及年增长率

2026年01月至2026年12月，从200个国家及地区进口，2026年交易额共计1.32B美元，较上年同期减少-2.87B美元，降低-68.44488%。（金额单位：美元）

排名	原产国	2026	占比(%)	2025	占比(%)	2026增长额	2026增长率
1	China (CN)	545.7M	41.3	1664.67M	39.76	-1118.97M	-67.22
2	United States (US)	38.91M	2.94	263.82M	6.3	-224.92M	-85.25
3	Poland (PL)	5.4M	0.41	20.53M	0.49	-15.13M	-73.7

4	Hong Kong, China (HK)	59.14M	4.48	193.82M	4.63	-134.68M	-69.49
5	Vietnam (VN)	177.74M	13.45	472.76M	11.29	-295.01M	-62.4
6		5.95M	0.45	0	0	5.95M	14.49M
7	Taiwan, China (TW)	18.01M	1.36	186.25M	4.45	-168.24M	-90.33
8	Costa Rica (CR)	84.6M	6.4	162.4M	3.88	-77.8M	-47.9
9	Malaysia (MY)	8.55M	0.65	21.03M	0.5	-12.48M	-59.36
10	Russia (RU)	0.14M	0.01	2.67M	0.06	-2.53M	-94.67
11	Germany (DE)	5.83M	0.44	51.04M	1.22	-45.21M	-88.58
12	Switzerland (CH)	0.66M	0.05	3.56M	0.08	-2.9M	-81.48
13	Italy (IT)	6.69M	0.51	41.48M	0.99	-34.78M	-83.86
14	El Salvador (SV)	62.97M	4.77	380.62M	9.09	-317.65M	-83.46
15	Thailand (TH)	43.2M	3.27	93.45M	2.23	-50.25M	-53.77
16	Japan (JP)	5.67M	0.43	12.73M	0.3	-7.06M	-55.43
17	Spain (ES)	4.23M	0.32	27.78M	0.66	-23.54M	-84.76
18	Netherlands (NL)	9.91M	0.75	27.7M	0.66	-17.79M	-64.22
19	Panama (PA)	20.01M	1.51	101.78M	2.43	-81.77M	-80.34
20	Mexico (MX)	11.96M	0.9	29.54M	0.71	-17.59M	-59.53
21	Singapore (SG)	9.69M	0.73	43.06M	1.03	-33.37M	-77.5
22	South Korea (KR)	51.41M	3.89	14.04M	0.34	37.37M	266.17
23	Turkey (TR)	2.28M	0.17	12.84M	0.31	-10.56M	-82.23
24	United Arab Emirates (AE)	2.59M	0.2	6.87M	0.16	-4.28M	-62.25
25	S. Africa (ZA)	1.14M	0.09	1.98M	0.05	-0.84M	-42.35
26	Cambodia (KH)	35.35M	2.68	63.48M	1.52	-28.13M	-44.31
27	Korea Rep (KR)	0	0	13.41M	0.32	-13.41M	-100
28	United Kingdom (GB)	2.21M	0.17	16.78M	0.4	-14.57M	-86.83
29	France (FR)	3.34M	0.25	14.22M	0.34	-10.88M	-76.51
30	India (IN)	1.7M	0.13	7.92M	0.19	-6.21M	-78.5
31	Finland (FI)	0.69M	0.05	2.24M	0.05	-1.55M	-69.06
32	Brazil (BR)	4.83M	0.37	3.48M	0.08	1.35M	38.76
33	Guatemala (GT)	10.96M	0.83	31.08M	0.74	-20.12M	-64.73
34	И О Л Ъ Ц А	0.41M	0.03	0	0	0.41M	100
35	Australia (AU)	0.39M	0.03	3.33M	0.08	-2.93M	-88.23
36	Countries (Territories) Unknown (ZZZ)	0.43M	0.03	15.01M	0.36	-14.58M	-97.13
37	Ireland (IE)	0.46M	0.03	14.2M	0.34	-13.74M	-96.77
38	Netherlands (the)	1.35M	0.1	0.92M	0.02	0.43M	46.81
39	Indonesia (ID)	2.72M	0.21	11.69M	0.28	-8.97M	-76.75
40	HONG KONG	0.03M	0	1.23M	0.03	-1.2M	-97.81
41	Sweden (SE)	0.15M	0.01	2.54M	0.06	-2.39M	-94.2
42	Austria (AT)	1.77M	0.13	1.49M	0.04	0.27M	18.23
43	Colombia (CO)	0.69M	0.05	5.12M	0.12	-4.43M	-86.5
44	Belgium (BE)	0.76M	0.06	1.93M	0.05	-1.17M	-60.58

45	Norway (NO)	0.07M	0.01	2.33M	0.06	-2.26M	-96.9
46	Switzerland	0	0	0.18M	0	-0.18M	-99.16
47	Bulgaria (BG)	25.07M	1.9	0.28M	0.01	24.79M	8903.2
48	Hong Kong (HK)	0	0	19.88M	0.47	-19.88M	-100
49	Romania (RO)	0.7M	0.05	2.23M	0.05	-1.53M	-68.5
50	Canada (CA)	0.65M	0.05	1.78M	0.04	-1.13M	-63.6
51	Country (reg.) unknown	0	0	1.48M	0.04	-1.48M	-99.97
52	Hungary (HU)	0.27M	0.02	3.53M	0.08	-3.26M	-92.43
53	Denmark (DK)	0.24M	0.02	2.13M	0.05	-1.89M	-88.82
54	Hong Kong, China	1.43M	0.11	12.95M	0.31	-11.52M	-88.94
55	Taiwan (TW)	0	0	38.18M	0.91	-38.18M	-100
56	SDNF	0.02M	0	0.47M	0.01	-0.46M	-96.62
57	New Zealand (NZ)	0.03M	0	0.48M	0.01	-0.45M	-93.06
58	Saudi Arabia (SA)	0.06M	0	0.39M	0.01	-0.32M	-83.35
59	Chile (CL)	0.05M	0	0.72M	0.02	-0.67M	-93.33
60	Myanmar (MM)	0.09M	0.01	2.91M	0.07	-2.82M	-96.93
61	Czechia (Czech Rep) (CZ)	0.06M	0	7.79M	0.19	-7.73M	-99.23
62	SPAIN	0.01M	0	0.13M	0	-0.12M	-93.5
63	Kazakhstan (KZ)	0.12M	0.01	0.18M	0	-0.06M	-33.51
64	Portugal (PT)	0.13M	0.01	1.05M	0.03	-0.92M	-87.93
65	Czech Republic (CZ)	3.15M	0.24	4.98M	0.12	-1.83M	-36.74
66	NETHERLANDS	0.05M	0	0.45M	0.01	-0.4M	-89.84
67	ZONA LIBRE DE COLON	0.01M	0	0.21M	0.01	-0.2M	-95.53
68	Uruguay (UY)	0.08M	0.01	0.47M	0.01	-0.4M	-83.8
69	Nigeria (NG)	0	0	0.7M	0.02	-0.7M	-99.72
70	Lebanon (LB)	0.04M	0	0.14M	0	-0.1M	-69.03
71	Philippines (PH)	0.86M	0.07	5.39M	0.13	-4.52M	-84.01
72	CN	0	0	0.18M	0	-0.18M	-100
73	Bermuda (BM)	10.54M	0.8	0.08M	0	10.46M	1.31W
74	NN	0	0	0.02M	0	-0.01M	-81.12
75	Belarus (BY)	0.34M	0.03	0.59M	0.01	-0.24M	-41.37
76	Georgia (GE)	0.05M	0	0.05M	0	0	8.17
77	Lithuania (LT)	0.02M	0	0.21M	0	-0.19M	-90.87
78	Luxembourg (LU)	0.02M	0	1.16M	0.03	-1.15M	-98.63
79	Iran (IR)	0.04M	0	0	0	0.04M	1704.3
80	ROMANY	0	0	0.26M	0.01	-0.26M	-100
81	British Virgin Islands (VG)	0.01M	0	0.99M	0.02	-0.98M	-99.17
82	Latvia (LV)	0.07M	0.01	0.77M	0.02	-0.7M	-91.01
83	Peru (PE)	0.04M	0	0.62M	0.01	-0.57M	-92.94
84	HK	0	0	0.09M	0	-0.09M	-100
85	European Union	0	0	1.07M	0.03	-1.07M	-100
86	Vanuatu	0	0	0	0	0	100

87	Aruba (AW)	2.99M	0.23	0	0	2.99M	100
88	Slovenia Rep (SI)	0	0	0.04M	0	-0.04M	-99.25
89	INDIA	0	0	0.06M	0	-0.06M	-100
90	Kenya (KE)	0.03M	0	0.05M	0	-0.03M	-47.37
91	NL	0	0	0.19M	0	-0.19M	-100
92	Slovak Rep (SK)	0	0	0.32M	0.01	-0.32M	-98.54
93	SINGAPORE	0	0	0.21M	0.01	-0.21M	-100
94	Greece (GR)	0.1M	0.01	0.16M	0	-0.06M	-34.87
95	Israel (IL)	0.08M	0.01	0.71M	0.02	-0.63M	-89.11
96	Germany	0	0	0.08M	0	-0.07M	-96.85
97	Samoa (WS)	0.93M	0.07	0.9M	0.02	0.03M	3.56
98	GERMANY	0	0	0.13M	0	-0.13M	-98.87
99	Argentina (AR)	0.09M	0.01	0.17M	0	-0.08M	-46.76
100	Nicaragua (NI)	4.05M	0.31	0.93M	0.02	3.12M	333.83
101	Free Zone Colon	0.05M	0	0	0	0.05M	100
102	Uzbekistan (UZ)	0	0	0.2M	0	-0.19M	-97.98
103	И М Е Ч Ч И Н А	0.08M	0.01	0	0	0.08M	100
104	Т А Л И Я	0.08M	0.01	0	0	0.08M	100
105	KOREA, REPUBLIC OF	0	0	0.26M	0.01	-0.26M	-100
106	Free Zone Rio Gallegos	0.81M	0.06	0	0	0.81M	100
107	Puerto Rico (PR)	0.05M	0	0.17M	0	-0.12M	-71.31
108	Mauritius (MU)	0	0	0.24M	0.01	-0.24M	-98.58
109	Kampuchea	0	0	0	0	0	100
110	UNITED STATES	0	0	0.27M	0.01	-0.27M	-98.57
111	Egypt (EG)	0	0	0.01M	0	-0.01M	-94.7
112	Honduras (HN)	0	0	11.22M	0.27	-11.22M	-100
113	UNITED ARAB EMIRATES.	0.02M	0	0	0	0.02M	100
114	Estonia (EE)	0.03M	0	0.04M	0	-0.01M	-23.69
115	ZL	0	0	0.04M	0	-0.04M	-100
116	Bahrain (BH)	1.12M	0.08	0	0	1.12M	4.86W
117	Macao, China (MO)	0.21M	0.02	0.43M	0.01	-0.23M	-52.34
118	Tanzania (TZ)	0.03M	0	0.13M	0	-0.1M	-74.5
119	Ukraine (UA)	0.01M	0	0.09M	0	-0.08M	-90.47
120	143	0	0	0.05M	0	-0.05M	-100
121	Unspecified source or destination due to commercial or military reasons	0.01M	0	0.02M	0	-0.01M	-59.53
122	Ecuador (EC)	0.01M	0	0.02M	0	-0.01M	-28.81
123	Morocco (MA)	0.21M	0.02	1.17M	0.03	-0.96M	-82.35
124	Paraguay (PY)	0	0	0.31M	0.01	-0.31M	-99.14
125	Djibouti (DJ)	1.47M	0.11	0	0	1.47M	100
126	Papua New Guinea (PG)	0.03M	0	0.17M	0	-0.14M	-81.72

127	Ф P A H Ц Я	0.03M	0	0	0	0.03M	100
128	Ghana (GH)	0.02M	0	0	0	0.02M	814.01
129	Jamaica (JM)	0.24M	0.02	0.2M	0	0.04M	21.86
130	UNITED KINGDOM	0.01M	0	0.01M	0	0	46.42
131	Dominican Republic (DO)	0.17M	0.01	0.04M	0	0.12M	291.27
132	Bahamas (BS)	0.4M	0.03	0	0	0.4M	1.14W
133	Bangladesh (BD)	0.04M	0	0.16M	0	-0.13M	-77.74
134	Ireland	0	0	0.08M	0	-0.08M	-100
135	Seychelles (SC)	0.28M	0.02	0	0	0.28M	7.11W
136	Lao (LA)	0.09M	0.01	0.15M	0	-0.06M	-38.16
137	POLONIA	0	0	0.18M	0	-0.18M	-100
138	Andorra (AD)	0	0	0.01M	0	-0.01M	-100
139	LICHTENSTEIN	0	0	0	0	0	-94.44
140	Libya (LY)	9.14M	0.69	0.86M	0.02	8.28M	963.6
141	Singapore	0	0	0.08M	0	-0.08M	-96.58
142	Sri Lanka (LK)	0	0	0.08M	0	-0.08M	-99.58
143	United States Virgin Islands (VI)	0.32M	0.02	0	0	0.32M	100
144	Croatia (Hrvatska)	0	0	0.04M	0	-0.04M	-100
145	Liechtenstein (LI)	0	0	0.26M	0.01	-0.26M	-98.44
146	Null	0.01M	0	0	0	0.01M	100
147	Oman (OM)	0.01M	0	0	0	0.01M	3143.3
148	Qatar (QA)	0.04M	0	0	0	0.04M	1037.2
149	Albania (AL)	0	0	0.01M	0	-0.01M	-83.94
150	Cayman Islands (KY)	0	0	0.07M	0	-0.07M	-100
151	Cyprus (CY)	0	0	0.02M	0	-0.02M	-96.95
152	Turkey	0	0	0	0	0	-100
153	Curaçao (CW)	0	0	0.08M	0	-0.08M	-100
154	Finland	0	0	0	0	0	-100
155	NORUEGA	0	0	0.06M	0	-0.06M	-100
156	Pakistan (PK)	2.1M	0.16	0.18M	0	1.92M	1045.7
157	Turkmenistan (TM)	0	0	0	0	0	-66.48
158	United Arab Emirates	0	0	0.03M	0	-0.03M	-100
159	Zambia (ZM)	0	0	0	0	0	-25.11
160	Г O H K O H Г (C Я H Г A H)	0.02M	0	0	0	0.02M	100
161	ITALY	0	0	0.02M	0	-0.02M	-100
162	Laos PDR (LA)	0	0	0.02M	0	-0.02M	-100
163	T Y P E Ч Ч И H A	0.01M	0	0	0	0.01M	100
164	У Г O P Ц И H A	0.01M	0	0	0	0.01M	100
165	AUSTRIA	0	0	0	0	0	-100
166	Azerbaijan (AZ)	0.14M	0.01	0	0	0.14M	1.39M
167	Iceland (IS)	0.01M	0	0.01M	0	-0.01M	-57.52

168	Italy	0	0	0	0	0	-100
169	Kuwait (KW)	0	0	0	0	0	40.73
170	Rwanda (RW)	0	0	0.03M	0	-0.03M	-100
171	Armenia (AM)	0.03M	0	0	0	0.03M	100
172	Botswana (BW)	0	0	0	0	0	-94.45
173	Croatia Rep (HR)	0	0	0.03M	0	-0.03M	-88.78
174	Czech Rep (CZ)	0	0	0.04M	0	-0.03M	-94.31
175	Free Zone Aguada Park	0.41M	0.03	0	0	0.41M	100
176	Malta (MT)	0	0	0	0	0	-80.42
177	United States America	0	0	0	0	0	-100
178	Zona Especial	0	0	0.04M	0	-0.04M	-100
179	MANY	0.01M	0	0	0	0.01M	2.53W
180	Mali (ML)	0	0	0.03M	0	-0.03M	-97.03
181	Moldova (MD)	0	0	0	0	0	-92.89
182	Southern Asia	0.17M	0.01	0	0	0.17M	100
183	Tajikistan (TJ)	0	0	0.01M	0	-0.01M	-100
184	Tunisia (TN)	0.03M	0	0.03M	0	0	-11.03
185	United States	0	0	0	0	0	128.46
186	WESTERN SAMOA	0	0	0.45M	0.01	-0.45M	-100
187	Afghanistan (AF)	0	0	0	0	0	100
188	Angola (AO)	0.01M	0	0	0	0.01M	100
189	Brunei (BN)	0	0	0.2M	0	-0.2M	-99.97
190	Congo, Democratic Republic of the	0	0	0	0	0	-100
191	Curacao (CW)	0	0	0.03M	0	-0.03M	-100
192	HONG KONG (HONG KONG)	0.02M	0	0	0	0.02M	100
193	HUNGARY	0	0	0.71M	0.02	-0.71M	-100
194	Malawi (MW)	0	0	0.01M	0	-0.01M	-100
195	Maldives (MV)	0	0	0	0	0	-99.02
196	SWEDEN	0	0	0	0	0	-100
197	Srbija (RS)	0	0	0	0	0	-95.35
198	The Kingdom of Liechtenstein	0	0	0	0	0	-100
199	Uganda (UG)	0.01M	0	0	0	0.01M	100
200	Р Л А Н Д Я	0.02M	0	0	0	0.02M	100
	总计	1321.23M	100	4187.05M	100	-2865.82M	-68.44

3.1.2. 各国交易量及年增长率

2026年01月至2026年12月，从200个国家及地区进口，2026年交易量共计0.23BPAIRS，较上年同期减少-0.63BPAIRS，降低-73.48884%。（数量单位：PAIRS）

排名	原产国	2026	占比(%)	2025	占比(%)	2026增长额	2026增长率(%)
----	-----	------	-------	------	-------	---------	------------

1	China (CN)	182.97M	80.79	734.75M	86.01	-551.78M	-75.1
2	United States (US)	1.29M	0.57	2.94M	0.34	-1.65M	-56.01
3	Poland (PL)	0.04M	0.02	0.04M	0	0	5.75
4	Hong Kong, China (HK)	3.79M	1.67	36.11M	4.23	-32.32M	-89.51
5	Vietnam (VN)	5.41M	2.39	14.9M	1.74	-9.49M	-63.7
6		0.27M	0.12	0	0	0.27M	8.66W
7	Taiwan, China (TW)	0.26M	0.11	3.96M	0.46	-3.7M	-93.55
8	Costa Rica (CR)	0.05M	0.02	0.15M	0.02	-0.1M	-63.61
9	Malaysia (MY)	0.25M	0.11	0.49M	0.06	-0.24M	-49.29
10	Russia (RU)	0.01M	0	0.08M	0.01	-0.08M	-92.56
11	Germany (DE)	0.38M	0.17	1.74M	0.2	-1.36M	-78.01
12	Switzerland (CH)	0.06M	0.03	0.36M	0.04	-0.3M	-83.58
13	Italy (IT)	0.1M	0.04	0.37M	0.04	-0.27M	-73.99
14	El Salvador (SV)	0.05M	0.02	0.23M	0.03	-0.18M	-77.72
15	Thailand (TH)	0.97M	0.43	2.51M	0.29	-1.54M	-61.2
16	Japan (JP)	0.03M	0.01	0.08M	0.01	-0.06M	-67.94
17	Spain (ES)	0.05M	0.02	0.17M	0.02	-0.12M	-70.47
18	Netherlands (NL)	0.36M	0.16	0.98M	0.11	-0.62M	-63.09
19	Panama (PA)	0.55M	0.24	0.51M	0.06	0.05M	9.11
20	Mexico (MX)	3.08M	1.36	2.39M	0.28	0.68M	28.52
21	Singapore (SG)	0.14M	0.06	1.98M	0.23	-1.84M	-92.96
22	South Korea (KR)	5.14M	2.27	8.93M	1.05	-3.79M	-42.44
23	Turkey (TR)	0.15M	0.06	1.14M	0.13	-1M	-87.15
24	United Arab Emirates (AE)	18.17M	8.02	13.76M	1.61	4.41M	32.08
25	S. Africa (ZA)	0.05M	0.02	0.07M	0.01	-0.03M	-36.03
26	Cambodia (KH)	1.3M	0.58	2.25M	0.26	-0.95M	-42.06
27	Korea Rep (KR)	0	0	8.22M	0.96	-8.22M	-100
28	United Kingdom (GB)	0.03M	0.02	0.19M	0.02	-0.16M	-82.45
29	France (FR)	0.03M	0.01	0.06M	0.01	-0.03M	-57.42
30	India (IN)	0.09M	0.04	0.45M	0.05	-0.36M	-79.63
31	Finland (FI)	0.01M	0	0.02M	0	-0.01M	-71.72
32	Brazil (BR)	0.09M	0.04	0.11M	0.01	-0.02M	-19.46
33	Guatemala (GT)	0	0	0.02M	0	-0.02M	-83.34
34	И О Л Ъ Ц А	0	0	0	0	0	100
35	Australia (AU)	0.01M	0	0.02M	0	-0.02M	-78.19
36	Countries (Territories) Unknown (ZZZ)	0.07M	0.03	0.18M	0.02	-0.11M	-59.95
37	Ireland (IE)	0	0	0.01M	0	-0.01M	-99.16
38	Netherlands (the)	0.02M	0.01	0.01M	0	0.01M	126.64
39	Indonesia (ID)	0.15M	0.07	0.66M	0.08	-0.51M	-77.56
40	HONG KONG	0.05M	0.02	0.47M	0.05	-0.42M	-89.67
41	Sweden (SE)	0	0	0.01M	0	-0.01M	-93.45

42	Austria (AT)	0.01M	0	0.39M	0.05	-0.38M	-97.76
43	Colombia (CO)	0.03M	0.01	0.1M	0.01	-0.08M	-74.79
44	Belgium (BE)	0	0	0.02M	0	-0.02M	-82.09
45	Norway (NO)	0	0	0	0	0	-95.07
46	Switzerland	0	0	0.04M	0	-0.04M	-98.81
47	Bulgaria (BG)	0.28M	0.12	0	0	0.28M	3.10W
48	Hong Kong (HK)	0	0	0.44M	0.05	-0.44M	-100
49	Romania (RO)	0.01M	0	0.04M	0	-0.03M	-77.32
50	Canada (CA)	0.04M	0.02	0.03M	0	0.01M	20.2
51	Country (reg.) unknown	0	0	0.08M	0.01	-0.08M	-99.96
52	Hungary (HU)	0	0	0.01M	0	-0.01M	-94.26
53	Denmark (DK)	0	0	0.01M	0	-0.01M	-93.34
54	Hong Kong, China	0.02M	0.01	0.2M	0.02	-0.18M	-90.89
55	Taiwan (TW)	0	0	0.21M	0.02	-0.21M	-100
56	SDNF	0.13M	0.06	5.17M	0.6	-5.04M	-97.48
57	New Zealand (NZ)	0	0	0.01M	0	-0.01M	-86.15
58	Saudi Arabia (SA)	0.01M	0	0	0	0.01M	198.03
59	Chile (CL)	0.01M	0.01	0.03M	0	-0.02M	-66.51
60	Myanmar (MM)	0.03M	0.01	1.74M	0.2	-1.72M	-98.42
61	Czechia (Czech Rep) (CZ)	0	0	0	0	0	-99.83
62	SPAIN	0	0	0	0	0	-92.28
63	Kazakhstan (KZ)	0.01M	0	0.01M	0	0	39.82
64	Portugal (PT)	0	0	0	0	0	-70.51
65	Czech Republic (CZ)	0	0	0.01M	0	0	-72.74
66	NETHERLANDS	0	0	0.01M	0	-0.01M	-86.23
67	ZONA LIBRE DE COLON	0	0	0.03M	0	-0.03M	-96.15
68	Uruguay (UY)	0.01M	0.01	0.01M	0	0	13.27
69	Nigeria (NG)	0	0	0.01M	0	-0.01M	-99.5
70	Lebanon (LB)	0.03M	0.01	0.01M	0	0.02M	167.85
71	Philippines (PH)	0.01M	0.01	0.11M	0.01	-0.1M	-88.52
72	CN	0	0	0.12M	0.01	-0.12M	-100
73	Bermuda (BM)	0.1M	0.05	0	0	0.1M	4.07W
74	NN	0	0	0	0	0	-85.78
75	Belarus (BY)	0	0	0	0	0	-100
76	Georgia (GE)	0.01M	0	0	0	0	179.91
77	Lithuania (LT)	0	0	0	0	0	-75.78
78	Luxembourg (LU)	0	0	1.01M	0.12	-1.01M	-99.97
79	Iran (IR)	0	0	0	0	0	5058.99
80	ROMANY	0	0	0	0	0	-100
81	British Virgin Islands (VG)	0	0	0.09M	0.01	-0.08M	-94.63
82	Latvia (LV)	0	0	0	0	0	-47.28
83	Peru (PE)	0	0	0.01M	0	0	-42.77

84	HK	0	0	0.02M	0	-0.02M	-100
85	European Union	0	0	0	0	0	100
86	Vanuatu	0	0	0.21M	0.02	-0.21M	-100
87	Aruba (AW)	0.04M	0.02	0	0	0.04M	100
88	Slovenia Rep (SI)	0	0	0	0	0	-99.3
89	INDIA	0	0	0.01M	0	-0.01M	-100
90	Kenya (KE)	0	0	0	0	0	55.67
91	NL	0	0	0.01M	0	-0.01M	-100
92	Slovak Rep (SK)	0	0	0	0	0	-100
93	SINGAPORE	0	0	0.01M	0	-0.01M	-100
94	Greece (GR)	0	0	0.01M	0	-0.01M	-99.67
95	Israel (IL)	0	0	0.02M	0	-0.02M	-99.78
96	Germany	0	0	0	0	0	-98.75
97	Samoa (WS)	0.02M	0.01	0.03M	0	-0.01M	-34.36
98	GERMANY	0	0	0	0	0	-99.82
99	Argentina (AR)	0	0	0	0	0	-75.66
100	Nicaragua (NI)	0	0	0	0	0	-16.43
101	Free Zone Colon	0	0	0	0	0	100
102	Uzbekistan (UZ)	0	0	0	0	0	-98.81
103	И М Е Ч Ч И Н А	0	0	0	0	0	100
104	Т А Л И Я	0	0	0	0	0	100
105	KOREA, REPUBLIC OF	0	0	1.98M	0.23	-1.98M	-100
106	Free Zone Rio Gallegos	0.01M	0.01	0	0	0.01M	100
107	Puerto Rico (PR)	0	0	0	0	0	-91.19
108	Mauritius (MU)	0	0	0.02M	0	-0.01M	-92.03
109	Kampuchea	0	0	0.09M	0.01	-0.09M	-100
110	UNITED STATES	0	0	0	0	0	-92.94
111	Egypt (EG)	0	0	0	0	0	-98
112	Honduras (HN)	0	0	0	0	0	-100
113	UNITED ARAB EMIRATES.	0	0	0	0	0	100
114	Estonia (EE)	0.01M	0	0	0	0.01M	3529.34
115	ZL	0	0	0	0	0	-100
116	Bahrain (BH)	0.02M	0.01	0	0	0.02M	23.55W
117	Macao, China (MO)	0.01M	0	0.01M	0	0	-2
118	Tanzania (TZ)	0.01M	0.01	0.02M	0	-0.01M	-45.86
119	Ukraine (UA)	0	0	0	0	0	-95.97
120	143	0	0	0	0	0	-100
121	Unspecified source or destination due to commercial or military reasons	0	0	0	0	0	-78.6
122	Ecuador (EC)	0.01M	0.01	0	0	0.01M	2759.26
123	Morocco (MA)	0	0	0	0	0	76.72

124	Paraguay (PY)	0	0	0	0	0	-92.83
125	Djibouti (DJ)	0.03M	0.01	0	0	0.03M	100
126	Papua New Guinea (PG)	0	0	0	0	0	-81.99
127	Ф П А Н Ц Я	0	0	0	0	0	100
128	Ghana (GH)	0	0	0	0	0	760
129	Jamaica (JM)	0	0	0	0	0	-50.09
130	UNITED KINGDOM	0	0	0.04M	0	-0.04M	-99.98
131	Dominican Republic (DO)	0.01M	0	0	0	0.01M	1658.46
132	Bahamas (BS)	0.01M	0.01	0	0	0.01M	1.78W
133	Bangladesh (BD)	0	0	0.04M	0	-0.04M	-97.72
134	Ireland	0	0	0	0	0	-100
135	Seychelles (SC)	0.02M	0.01	0	0	0.02M	1302.1
136	Lao (LA)	0	0	0	0	0	9.24
137	POLONIA	0	0	0	0	0	-100
138	Andorra (AD)	0	0	0	0	0	-100
139	LICHTENSTEIN	0	0	0	0	0	100
140	Libya (LY)	0	0	0.05M	0.01	-0.05M	-94.63
141	Singapore	0	0	0.32M	0.04	-0.32M	-100
142	Sri Lanka (LK)	0	0	0	0	0	-94.18
143	United States Virgin Islands (VI)	0	0	0	0	0	100
144	Croatia (Hrvatska)	0	0	0	0	0	-100
145	Liechtenstein (LI)	0	0	0	0	0	418.67
146	Null	0	0	0	0	0	100
147	Oman (OM)	0	0	0	0	0	996.08
148	Qatar (QA)	0	0	0	0	0	302.72
149	Albania (AL)	0	0	0	0	0	-100
150	Cayman Islands (KY)	0	0	0	0	0	-100
151	Cyprus (CY)	0	0	0	0	0	-11.11
152	Turkey	0	0	0	0	0	-100
153	Curaçao (CW)	0	0	0	0	0	-100
154	Finland	0	0	0	0	0	-100
155	NORUEGA	0	0	0	0	0	-100
156	Pakistan (PK)	0.01M	0	0	0	0	268.14
157	Turkmenistan (TM)	0	0	0	0	0	-100
158	United Arab Emirates	0	0	0	0	0	-100
159	Zambia (ZM)	0	0	0	0	0	-87.16
160	Г О Н К О Н Г (С Я Н Г А Н)	0	0	0	0	0	100
161	ITALY	0	0	0	0	0	-100
162	Laos PDR (LA)	0	0	0	0	0	-100
163	Т У Р Е Ч Ч И Н А	0	0	0	0	0	100
164	У Г О Р Ш И Н А	0	0	0	0	0	100

165	AUSTRIA	0	0	0	0	0	-100
166	Azerbaijan (AZ)	0	0	0	0	0	100
167	Iceland (IS)	0	0	0	0	0	-74.63
168	Italy	0	0	0	0	0	-100
169	Kuwait (KW)	0	0	0	0	0	40
170	Rwanda (RW)	0	0	0	0	0	-100
171	Armenia (AM)	0	0	0.02M	0	-0.02M	-98.66
172	Botswana (BW)	0	0	0	0	0	-100
173	Croatia Rep (HR)	0	0	0	0	0	-98.62
174	Czech Rep (CZ)	0	0	0	0	0	-95.28
175	Free Zone Aguada Park	0.01M	0	0	0	0.01M	100
176	Malta (MT)	0	0	0	0	0	-90
177	United States America	0	0	0	0	0	-100
178	Zona Especial	0	0	0	0	0	-100
179	MANY	0.01M	0	0	0	0.01M	55.52W
180	Mali (ML)	0	0	0	0	0	-81.82
181	Moldova (MD)	0	0	0	0	0	100
182	Southern Asia	0	0	0	0	0	100
183	Tajikistan (TJ)	0	0	0	0	0	100
184	Tunisia (TN)	0	0	0	0	0	-83.33
185	United States	0	0	0	0	0	175
186	WESTERN SAMOA	0	0	0.01M	0	-0.01M	-100
187	Afghanistan (AF)	0	0	0	0	0	100
188	Angola (AO)	0	0	0	0	0	100
189	Brunei (BN)	0	0	0	0	0	-99.83
190	Congo, Democratic Republic of the	0	0	0	0	0	-100
191	Curacao (CW)	0	0	0	0	0	-100
192	HONG KONG (HONG KONG)	0	0	0	0	0	100
193	HUNGARY	0	0	0	0	0	-100
194	Malawi (MW)	0	0	0.02M	0	-0.02M	-100
195	Maldives (MV)	0	0	0	0	0	-96.37
196	SWEDEN	0	0	0	0	0	-100
197	Srbija (RS)	0	0	0	0	0	-97.4
198	The Kingdom of Liechtenstein	0	0	0	0	0	-100
199	Uganda (UG)	0	0	0	0	0	100
200	Р И А Н Д Я	0	0	0	0	0	100
	总计	226.48M	100	854.27M	100	-627.79M	-73.49

3.2. 各国交易额月度趋势

原产国	202601	202602	202603	202604	202605	202606	202607	202608	202609	202610	202611	202612
China (CN)	122.53M	107.43M	109.73M	80.35M	86.81M	38.85M	0	0	0	0	0	0
United States (US)	7.86M	6.44M	8.21M	5.78M	8.55M	2.08M	0	0	0	0	0	0
Poland (PL)	0.63M	1.11M	1.03M	1.15M	1.43M	0.06M	0	0	0	0	0	0
Vietnam (VN)	32.64M	38.16M	29.71M	20.32M	35.49M	21.43M	0	0	0	0	0	0
Hong Kong, China (HK)	10.59M	14.87M	7.48M	8.04M	13.1M	5.06M	0	0	0	0	0	0
	0.11M	0.82M	0.58M	2.44M	2M	0	0	0	0	0	0	0
Costa Rica (CR)	11.68M	25.55M	5.98M	27.42M	12.65M	1.33M	0	0	0	0	0	0
Switzerland (CH)	0.1M	0.31M	0.07M	0.12M	0.03M	0.03M	0	0	0	0	0	0
Malaysia (MY)	0.71M	0.7M	1.13M	1.47M	4.01M	0.53M	0	0	0	0	0	0
Germany (DE)	1.03M	1.38M	1.65M	0.92M	0.73M	0.12M	0	0	0	0	0	0
Japan (JP)	2.58M	0.77M	0.7M	0.88M	0.63M	0.12M	0	0	0	0	0	0
South Korea (KR)	4.86M	25.4M	11.95M	4.98M	3.48M	0.74M	0	0	0	0	0	0
Thailand (TH)	7.79M	7.43M	9.06M	6.92M	6.74M	5.28M	0	0	0	0	0	0
Mexico (MX)	3.56M	3.38M	2.21M	1.14M	1.11M	0.55M	0	0	0	0	0	0
Italy (IT)	1.59M	1.79M	1.53M	0.91M	0.67M	0.21M	0	0	0	0	0	0
El Salvador (SV)	18.52M	7.8M	6.81M	17.32M	12.33M	0.19M	0	0	0	0	0	0
И O JI Б И И A	0	0.41M	0	0	0	0	0	0	0	0	0	0
Spain (ES)	1.01M	0.83M	0.98M	0.58M	0.67M	0.16M	0	0	0	0	0	0
Panama (PA)	2.57M	8.13M	4.43M	1.44M	3.22M	0.22M	0	0	0	0	0	0
Cambodia (KH)	4.88M	2.66M	9.69M	6.13M	6.25M	5.75M	0	0	0	0	0	0
Turkey (TR)	0.35M	0.29M	0.53M	0.61M	0.45M	0.05M	0	0	0	0	0	0
Singapore (SG)	1.61M	1.22M	1.27M	2.79M	1.36M	1.44M	0	0	0	0	0	0
Netherlands (NL)	0.72M	1.33M	6.02M	0.52M	1.11M	0.22M	0	0	0	0	0	0
United Arab Emirates (AE)	0.36M	0.64M	0.79M	0.42M	0.36M	0.02M	0	0	0	0	0	0
Russia (RU)	0.03M	0.03M	0.03M	0.03M	0.02M	0	0	0	0	0	0	0
S. Africa (ZA)	0.11M	0.37M	0.21M	0.21M	0.21M	0.03M	0	0	0	0	0	0
Taiwan, China (TW)	2.8M	4.56M	2.97M	4.48M	2.62M	0.58M	0	0	0	0	0	0
India (IN)	0.3M	0.45M	0.35M	0.32M	0.25M	0.03M	0	0	0	0	0	0
Netherlands (the)	0.09M	0.06M	0.92M	0.27M	0	0	0	0	0	0	0	0
France (FR)	0.2M	0.26M	0.39M	2.18M	0.16M	0.15M	0	0	0	0	0	0
Brazil (BR)	1.18M	1.57M	0.68M	0.06M	1.13M	0.21M	0	0	0	0	0	0
Finland (FI)	0.33M	0.06M	0.14M	0.11M	0.04M	0.02M	0	0	0	0	0	0
Bulgaria (BG)	0.17M	24.86M	0.03M	0.01M	0	0	0	0	0	0	0	0
United Kingdom (GB)	0.14M	0.57M	0.31M	0.47M	0.56M	0.15M	0	0	0	0	0	0
Colombia (CO)	0.06M	0.2M	0.19M	0.04M	0.18M	0.03M	0	0	0	0	0	0
Guatemala (GT)	0	4.98M	3.86M	1.34M	0.78M	0	0	0	0	0	0	0
Australia (AU)	0.13M	0.16M	0.03M	0.03M	0.05M	0	0	0	0	0	0	0
Sweden (SE)	0.03M	0.03M	0.03M	0.03M	0.02M	0	0	0	0	0	0	0
Canada (CA)	0.14M	0.09M	0.26M	0.1M	0.05M	0.01M	0	0	0	0	0	0

Southern Asia	0	0.17M	0	0	0	0	0	0	0	0	0	0
Tanzania (TZ)	0	0	0.03M	0	0	0	0	0	0	0	0	0
Unspecified source or destination due to commercial or military reasons	0	0	0	0	0	0	0	0	0	0	0	0
ZONA LIBRE DE COLON	0.01M	0	0	0	0	0	0	0	0	0	0	0
Afghanistan (AF)	0	0	0	0	0	0	0	0	0	0	0	0
Angola (AO)	0	0.01M	0	0	0	0	0	0	0	0	0	0
Cyprus (CY)	0	0	0	0	0	0	0	0	0	0	0	0
Czech Rep (CZ)	0	0	0	0	0	0	0	0	0	0	0	0
GERMANY	0	0	0	0	0	0	0	0	0	0	0	0
HONG KONG (HONG KONG)	0	0.02M	0	0	0	0	0	0	0	0	0	0
MANY	0	0.01M	0	0	0	0	0	0	0	0	0	0
Malta (MT)	0	0	0	0	0	0	0	0	0	0	0	0
Pakistan (PK)	0	2.04M	0	0.07M	0	0	0	0	0	0	0	0
Uganda (UG)	0	0	0	0	0	0.01M	0	0	0	0	0	0
Р Л А Н Д Я	0	0.02M	0	0	0	0	0	0	0	0	0	0
С П А Н Я	0	0.01M	0	0	0	0	0	0	0	0	0	0
Б О Л Г А Р Я	0	0.01M	0	0	0	0	0	0	0	0	0	0
Н Д Е Р Л А Н Д И	0	0	0	0	0	0	0	0	0	0	0	0
Azerbaijan (AZ)	0	0.14M	0	0	0	0	0	0	0	0	0	0
Barbados (BB)	0	0.04M	0.05M	0	0	0	0	0	0	0	0	0
Botswana (BW)	0	0	0	0	0	0	0	0	0	0	0	0
British Virgin Islands (VG)	0	0	0.01M	0	0	0	0	0	0	0	0	0
Cape Vrde (CV)	0	0	0.03M	0	0	0	0	0	0	0	0	0
Croatia Rep (HR)	0	0	0	0	0	0	0	0	0	0	0	0
Free Zone Durazno Paso De	0	8.76M	0	0	0	0	0	0	0	0	0	0
Kyrgyzstan (KG)	0	0	0	0	0	0	0	0	0	0	0	0
Moldova (MD)	0	0	0	0	0	0	0	0	0	0	0	0
Netherlands	0.01M	0	0	0	0	0	0	0	0	0	0	0
Timor-Leste (TL)	0	0	0	0	0	0	0	0	0	0	0	0
Tokelau (TK)	0	0	0	0	0	0	0	0	0	0	0	0
Tunisia (TN)	0	0	0.02M	0.01M	0	0	0	0	0	0	0	0
Turkmenistan (TM)	0	0	0	0	0	0	0	0	0	0	0	0
Ukraine (UA)	0.01M	0	0	0	0	0	0	0	0	0	0	0
United States	0	0	0	0	0	0	0	0	0	0	0	0
Р У М У Н Я	0	0.01M	0	0	0	0	0	0	0	0	0	0
С П О Л У Ч Е Н Ш Т А Т И А М Е Р И К И	0	0.02M	0	0	0	0	0	0	0	0	0	0
Albany	0	0.35M	0	0	0	0	0	0	0	0	0	0
Armenia (AM)	0	0.03M	0	0	0	0	0	0	0	0	0	0
Bangladesh (BD)	0	0	0	0	0.04M	0	0	0	0	0	0	0

Brunei (BN)	0	0	0	0	0	0	0	0	0	0	0	0
Comunidad Europea	0	0	0	0	0	0	0	0	0	0	0	0
Country (reg.) unknown	0	0	0	0	0	0	0	0	0	0	0	0
Ecuador (EC)	0.01M	0	0	0	0	0	0	0	0	0	0	0
Germany	0	0	0	0	0	0	0	0	0	0	0	0
Hong Kong	0	0	0	0	0	0	0	0	0	0	0	0
Iceland (IS)	0	0.01M	0	0	0	0	0	0	0	0	0	0
LICHTENSTEIN	0	0	0	0	0	0	0	0	0	0	0	0
Maldives (MV)	0	0	0	0	0	0	0	0	0	0	0	0
Mali (ML)	0	0	0	0	0	0	0	0	0	0	0	0
Moldavia (MD)	0	0	0	0	0	0	0	0	0	0	0	0
OI	0	0.04M	0	0	0	0	0	0	0	0	0	0
REPÚBLICA CHECA	0	0	0	0	0	0	0	0	0	0	0	0
Romania	0	0	0	0	0	0	0	0	0	0	0	0
SAINT KITTS AND NEVI	0	0	0	0	0	0	0	0	0	0	0	0
Saint Kitts and Nevis (KN)	0	0	0	0	0	0	0	0	0	0	0	0
Scotland	0	0	0	0	0	0	0	0	0	0	0	0
Singapore	0	0	0	0	0	0	0	0	0	0	0	0
South Korea, Republic of	0	0	0	0	0	0	0	0	0	0	0	0
Srbija (RS)	0	0	0	0	0	0	0	0	0	0	0	0
UNITED KINGDOM	0.01M	0	0	0	0	0	0	0	0	0	0	0
Zambia (ZM)	0	0	0	0	0	0	0	0	0	0	0	0
Å% MIRATS ARABES UNIS	0	0.01M	0	0	0	0	0	0	0	0	0	0
А В С Т Р Я	0	0	0	0	0	0	0	0	0	0	0	0
Б Е Л Ъ Г Я	0	0	0	0	0	0	0	0	0	0	0	0
Г Р Е Ц Я	0	0	0	0	0	0	0	0	0	0	0	0
С П О Л У Ч Е Н Е К О Р О Л В С Т В О	0	0	0	0	0	0	0	0	0	0	0	0
Ш В Е Ц Я	0	0	0	0	0	0	0	0	0	0	0	0
合计	249.17M	338.46M	235.22M	206.23M	215.05M	86.46M	0	0	0	0	0	0

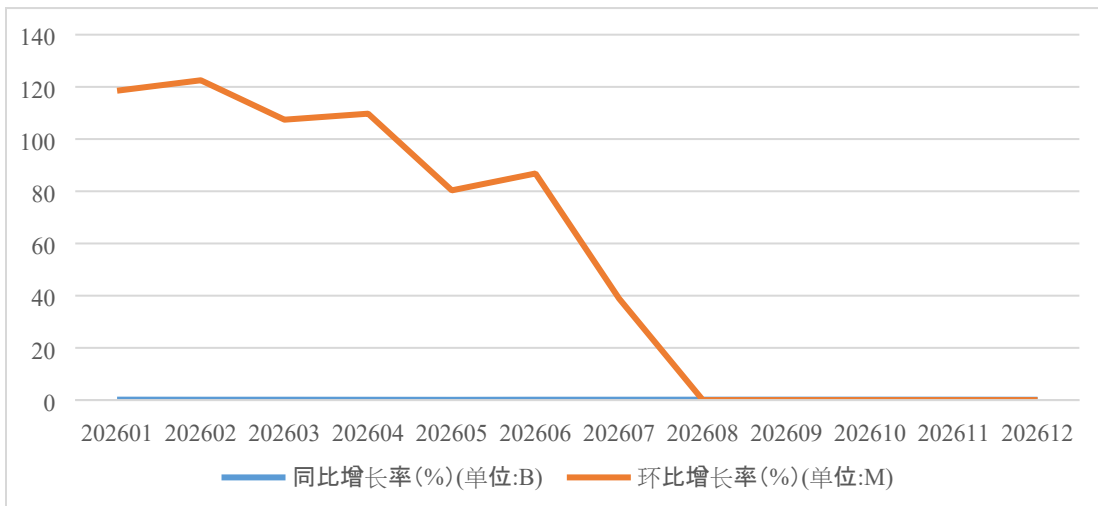
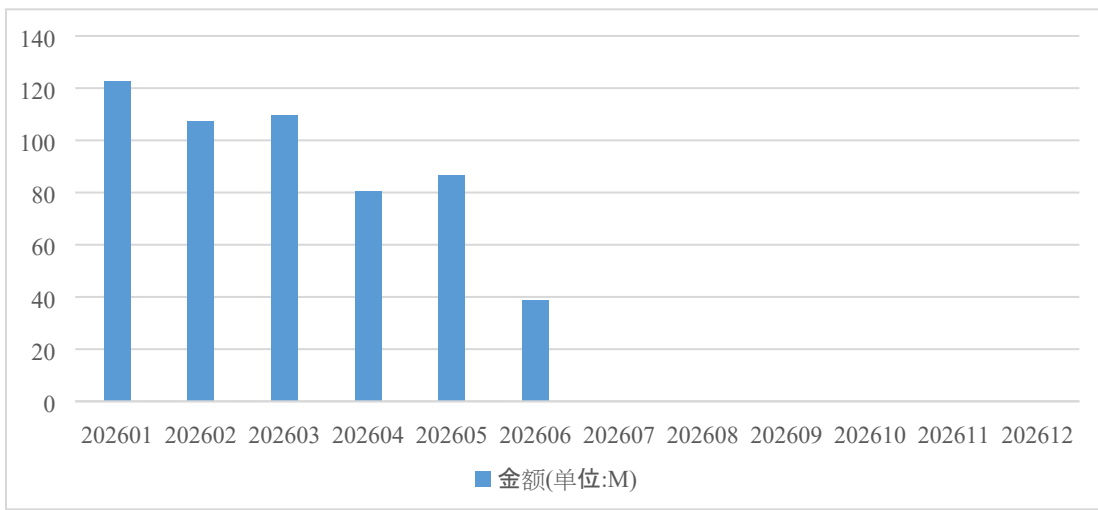
3.3. 交易金额前十国家采购量价月度同环比

1) China (CN)

China (CN) 在2026年01月交易金额最多，达0.12B美元，同比降低-

21.62%，环比增长3.38%；同比上涨最多的月份为2026年01月，达0.12B美元，较去年同期降低-

21.62%，环比增长3.38%；（金额单位：美元）

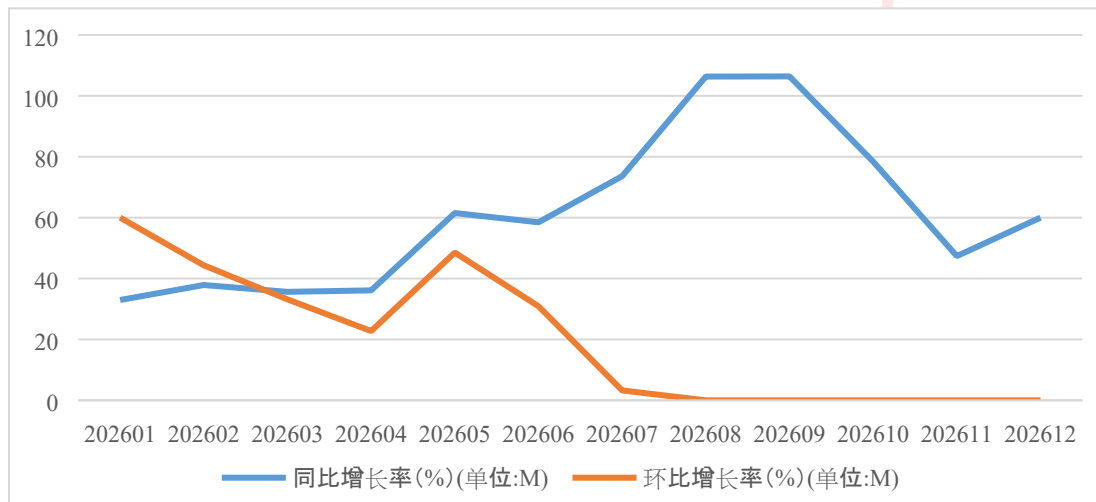
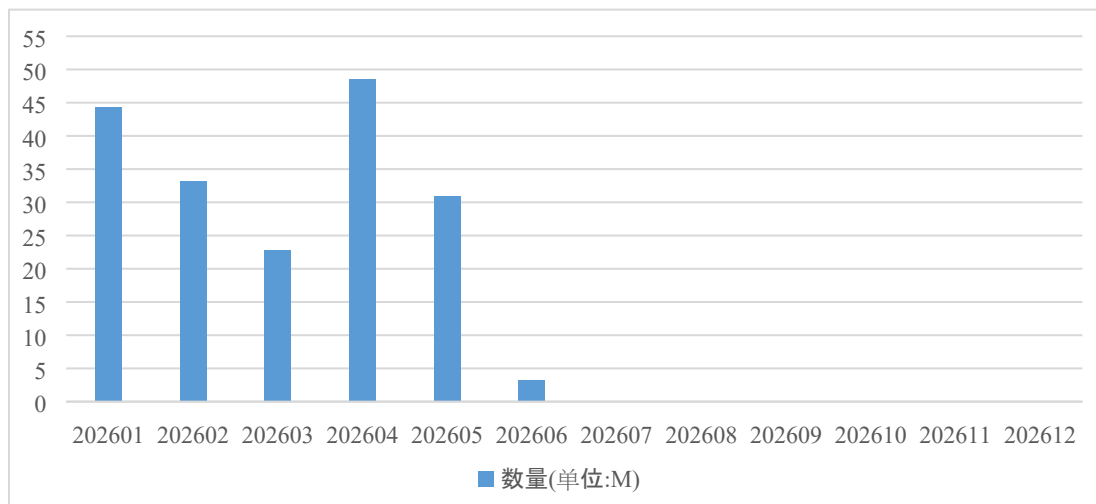


月度	金额	上年同期	同比(%)	上月值	环比(%)
202601	122.53M	156.33M	-21.62	118.53M	3.38
202602	107.43M	138.73M	-22.56	122.53M	-12.32
202603	109.73M	137.04M	-19.93	107.43M	2.14
202604	80.35M	123.27M	-34.82	109.73M	-26.77
202605	86.81M	103.85M	-16.41	80.35M	8.04
202606	38.85M	136.87M	-71.62	86.81M	-55.25
202607	0	138.11M	-100	38.85M	-100
202608	0	154.05M	-100	0	0
202609	0	156.11M	-100	0	0
202610	0	155.72M	-100	0	0
202611	0	146.06M	-100	0	0
202612	0	118.53M	-100	0	0

合计	545.7M	1664.67M	-67.22	664.23M	-17.84
----	--------	----------	--------	---------	--------

China

(CN)在2026年04月交易数量最多,达48.53MPAIRS,同比增长34.38%,环比增长113.34%;同比上涨最多的月份为2026年09月,达0PAIRS,较去年同期降低-100%,环比增长0%;(数量单位:PAIRS)

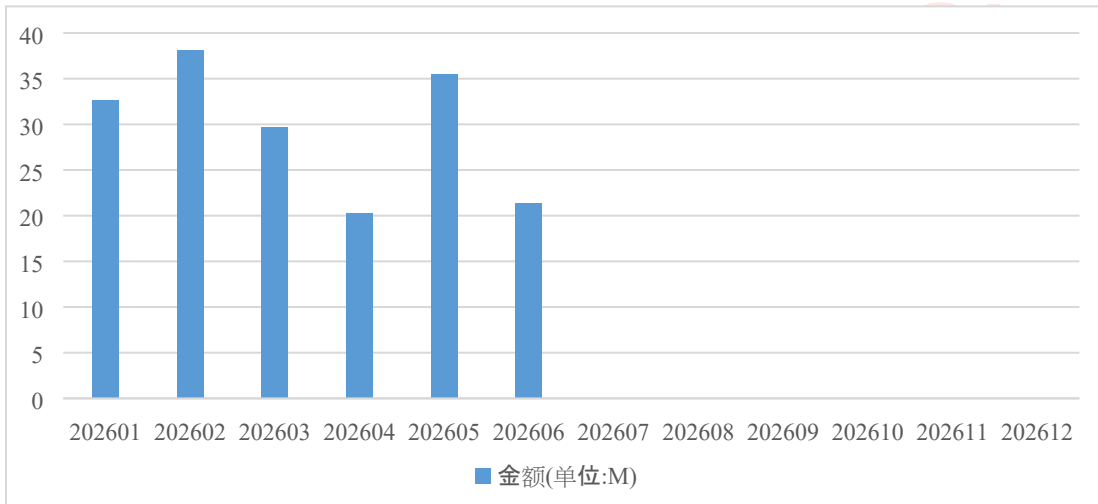


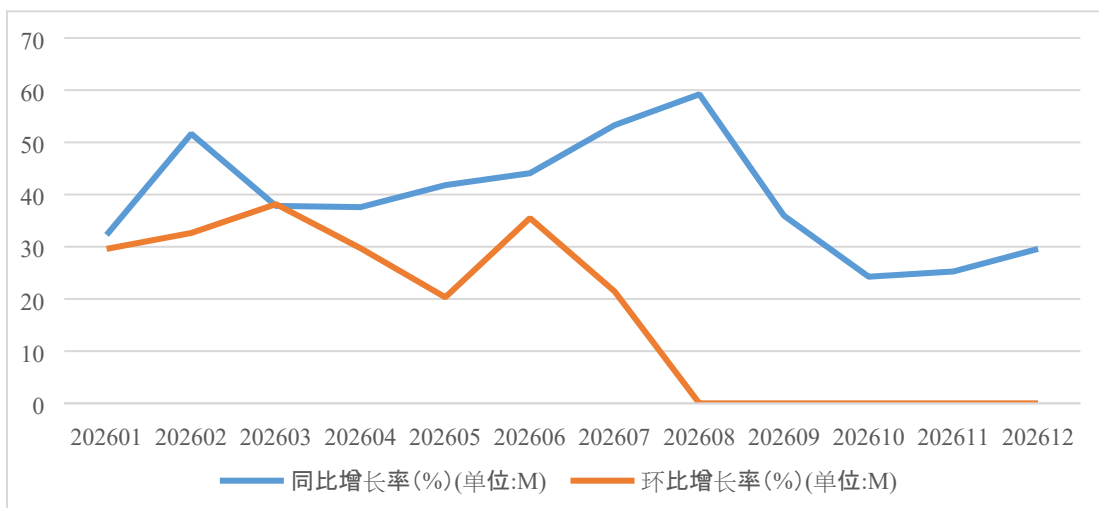
月度	数量	上年同期	同比(%)	上月值	环比(%)
202601	44.35M	32.96M	34.58	60.02M	-26.1
202602	33.17M	37.88M	-12.44	44.35M	-25.22
202603	22.75M	35.63M	-36.15	33.17M	-31.41
202604	48.53M	36.12M	34.38	22.75M	113.34
202605	30.91M	61.52M	-49.76	48.53M	-36.31

202606	3.26M	58.47M	-94.42	30.91M	-89.45
202607	0	73.62M	-100	3.26M	-100
202608	0	106.34M	-100	0	0
202609	0	106.39M	-100	0	0
202610	0	78.4M	-100	0	0
202611	0	47.38M	-100	0	0
202612	0	60.02M	-100	0	0
合计	182.97M	734.72M	-75.1	242.99M	-24.7

2) Vietnam (VN)

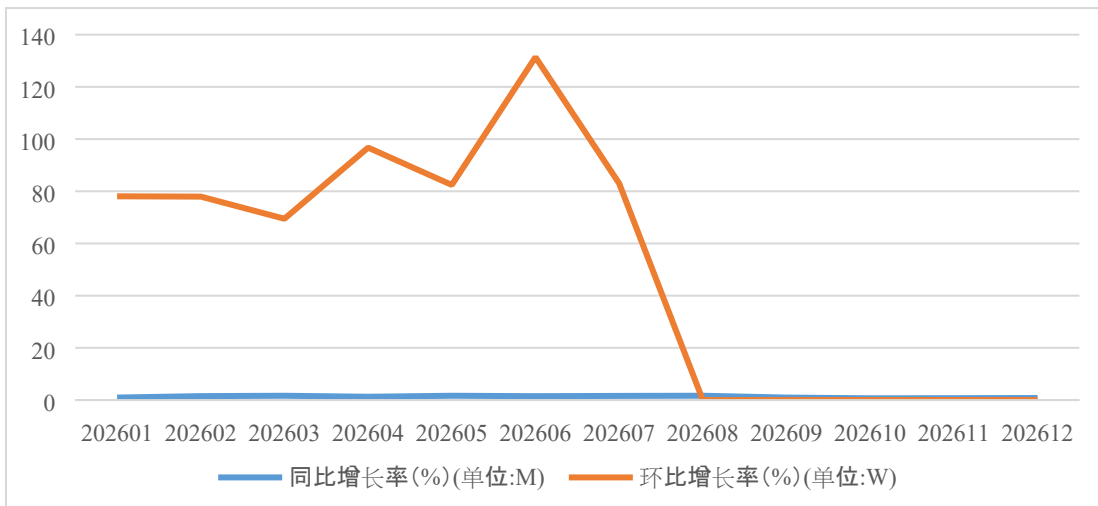
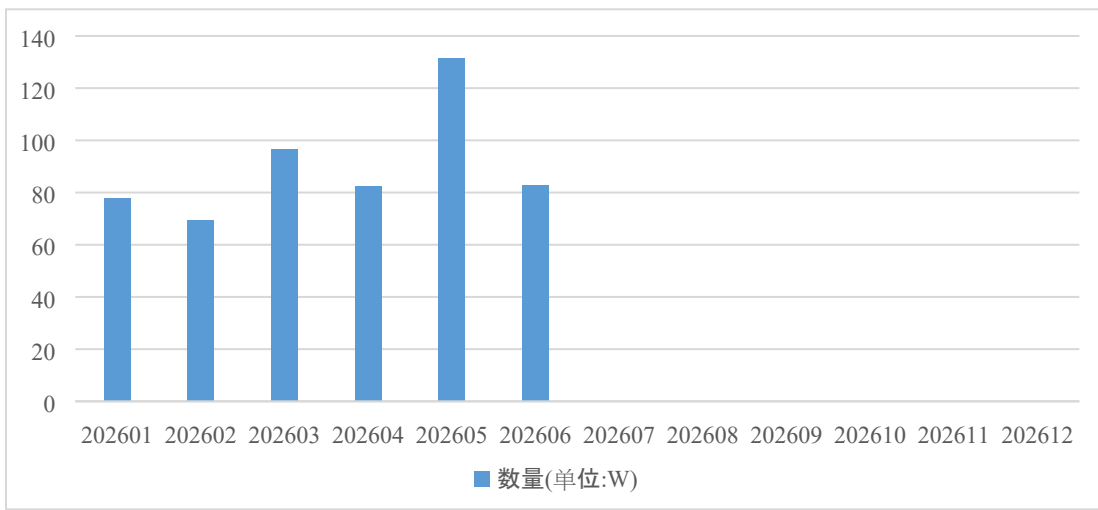
Vietnam (VN)在2026年02月交易金额最多,达38.16M美元,同比降低-26.11%,环比增长16.89%;同比上涨最多的月份为2026年08月,达0美元,较去年同期降低-100%,环比增长0%; (金额单位:美元)





月度	金额	上年同期	同比(%)	上月值	环比(%)
202601	32.64M	32.27M	1.17	29.59M	10.33
202602	38.16M	51.64M	-26.11	32.64M	16.89
202603	29.71M	37.82M	-21.46	38.16M	-22.15
202604	20.32M	37.59M	-45.95	29.71M	-31.61
202605	35.49M	41.8M	-15.1	20.32M	74.68
202606	21.43M	44.09M	-51.4	35.49M	-39.61
202607	0	53.3M	-100	21.43M	-100
202608	0	59.2M	-100	0	0
202609	0	35.94M	-100	0	0
202610	0	24.26M	-100	0	0
202611	0	25.26M	-100	0	0
202612	0	29.59M	-100	0	0
合计	177.74M	472.76M	-62.4	207.33M	-14.27

Vietnam (VN)在2026年05月交易数量最多, 达1.31MPAIRS, 同比降低-20.42%, 环比增长59.39%; 同比上涨最多的月份为2026年08月, 达0PAIRS, 较去年同期降低-100%, 环比增长0%; (数量单位: PAIRS)



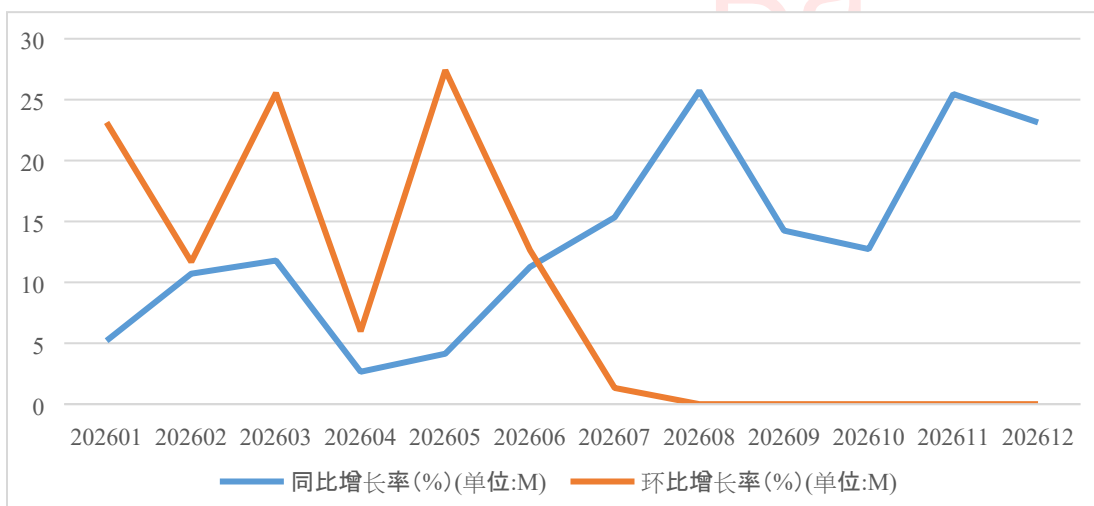
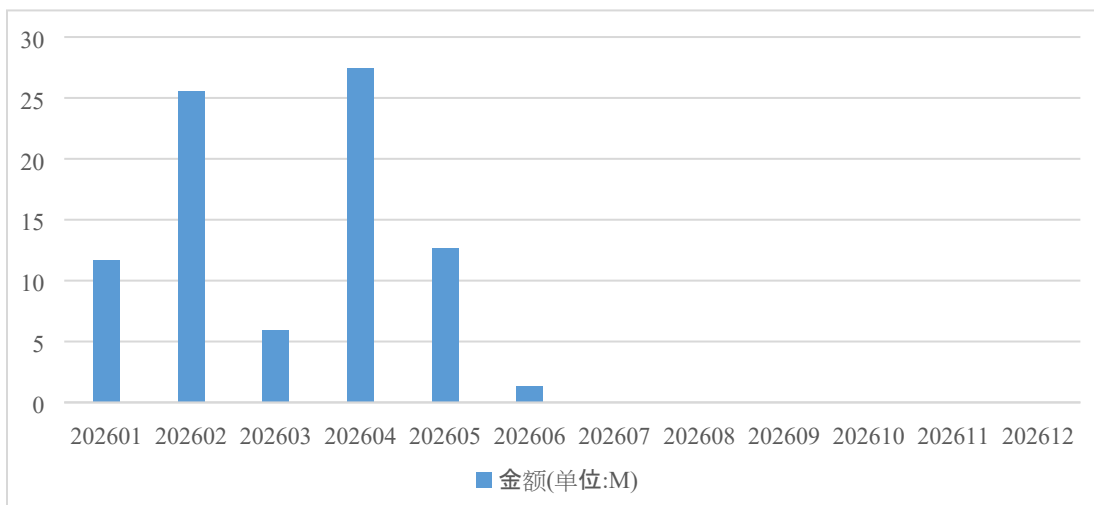
月度	数量	上年同期	同比(%)	上月值	环比(%)
202601	77.95W	96.26W	-19.03	78.07W	-0.16
202602	69.47W	150.73W	-53.91	77.95W	-10.87
202603	96.72W	164.55W	-41.22	69.47W	39.22
202604	82.43W	127.13W	-35.16	96.72W	-14.77
202605	131.39W	165.11W	-20.42	82.43W	59.39
202606	83.02W	148.79W	-44.2	131.39W	-36.81
202607	0	158.77W	-100	83.02W	-100
202608	0	166.03W	-100	0	0
202609	0	94.75W	-100	0	0
202610	0	67.82W	-100	0	0
202611	0	72.27W	-100	0	0
202612	0	78.07W	-100	0	0

合计	540.99W	1490.29W	-63.7	619.07W	-12.61
----	---------	----------	-------	---------	--------

3) Costa Rica (CR)

Costa Rica

(CR)在2026年04月交易金额最多,达27.42M美元,同比增长930.49%,环比增长358.67%;同比上涨最多的月份为2026年08月,达0美元,较去年同期降低-100%,环比增长0%;(金额单位:美元)

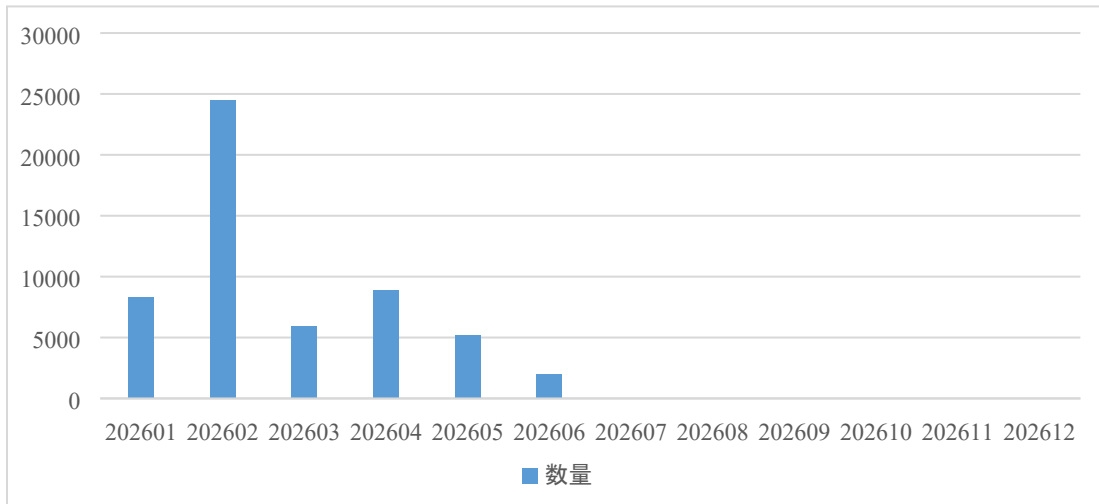


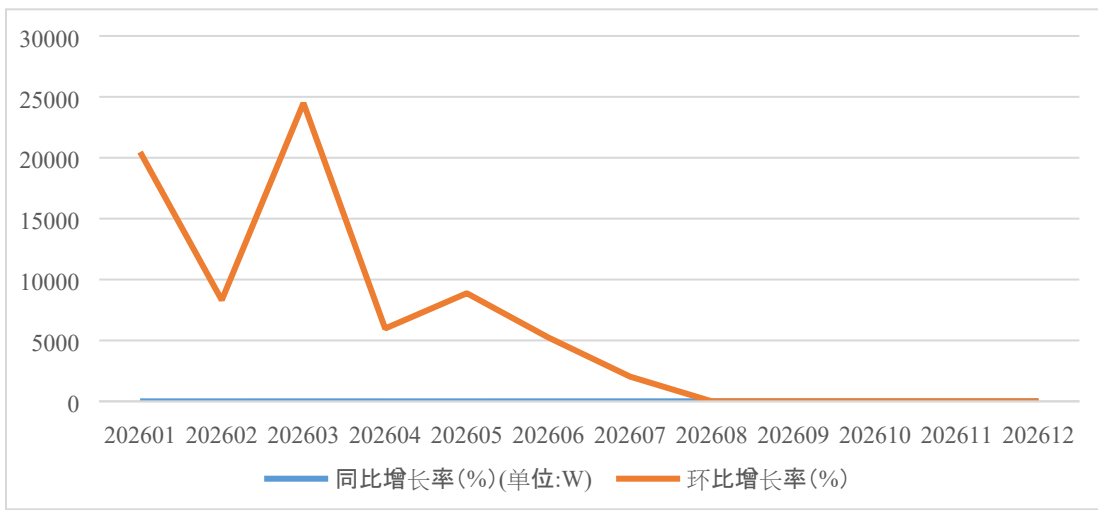
月度	金额	上年同期	同比 (%)	上月值	环比 (%)
202601	11.68M	5.21M	123.92	23.13M	-49.53
202602	25.55M	10.71M	138.69	11.68M	118.87
202603	5.98M	11.79M	-49.29	25.55M	-76.61
202604	27.42M	2.66M	930.49	5.98M	358.67

202605	12.65M	4.14M	205.63	27.42M	-53.88
202606	1.33M	11.26M	-88.21	12.65M	-89.5
202607	0	15.34M	-100	1.33M	-100
202608	0	25.72M	-100	0	0
202609	0	14.25M	-100	0	0
202610	0	12.73M	-100	0	0
202611	0	25.46M	-100	0	0
202612	0	23.13M	-100	0	0
合计	84.6M	162.4M	-47.9	107.73M	-21.47

Costa Rica

(CR)在2026年02月交易数量最多，达2.45WPAIRS，同比增长374.19%，环比增长194.75%；同比上涨最多的月份为2026年08月，达0PAIRS，较去年同期降低-100%，环比增长0%；（数量单位：PAIRS）

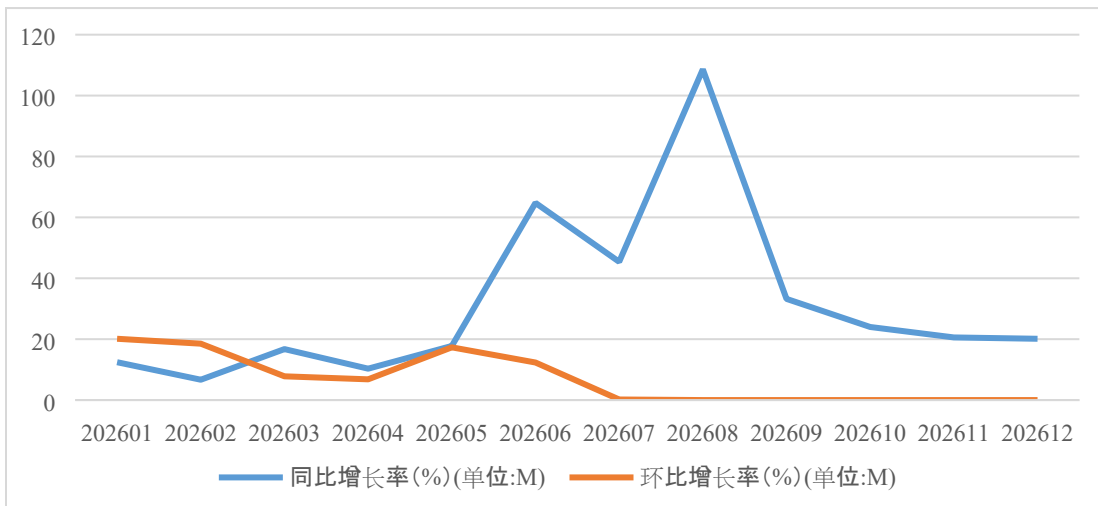
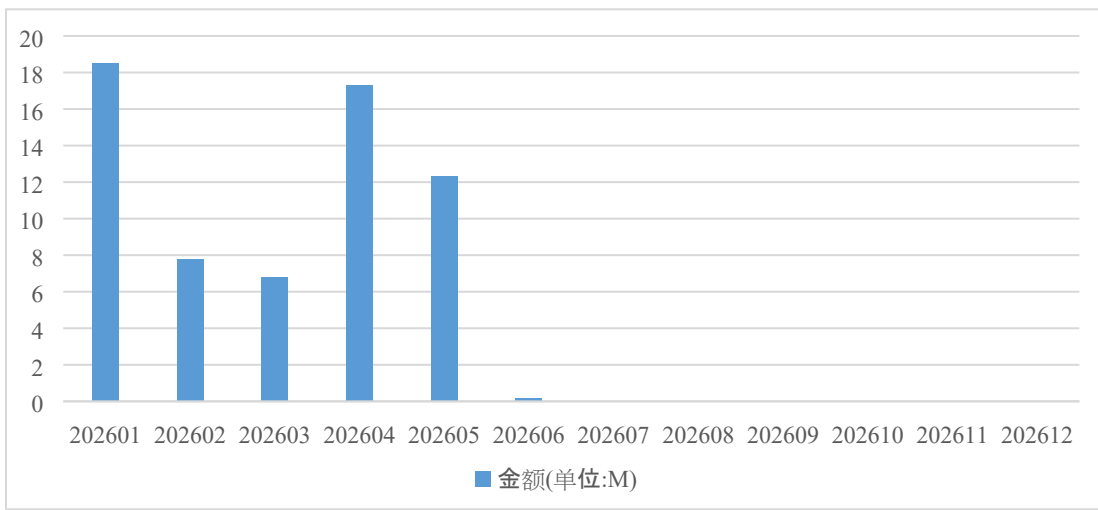




月度	数量	上年同期	同比(%)	上月值	环比(%)
202601	8309.62	5483.46	51.54	2.05W	-59.41
202602	2.45W	5165.02	374.19	8309.62	194.75
202603	5979.2	1.39W	-56.83	2.45W	-75.59
202604	8875.72	5546.26	60.03	5979.2	48.44
202605	5237	4290.3	22.07	8875.72	-41
202606	2028.3	1.69W	-88.02	5237	-61.27
202607	0	1.81W	-100	2028.3	-100
202608	0	2.45W	-100	0	0
202609	0	1.43W	-100	0	0
202610	0	9237.06	-100	0	0
202611	0	1.30W	-100	0	0
202612	0	2.05W	-100	0	0
合计	5.49W	15.09W	-63.61	7.54W	-27.15

4) El Salvador (SV)

El Salvador (SV)在2026年01月交易金额最多, 达18.52M美元, 同比增长49.04%, 环比降低-8%; 同比上涨最多的月份为2026年08月, 达0美元, 较去年同期降低-100%, 环比增长0%; (金额单位: 美元)

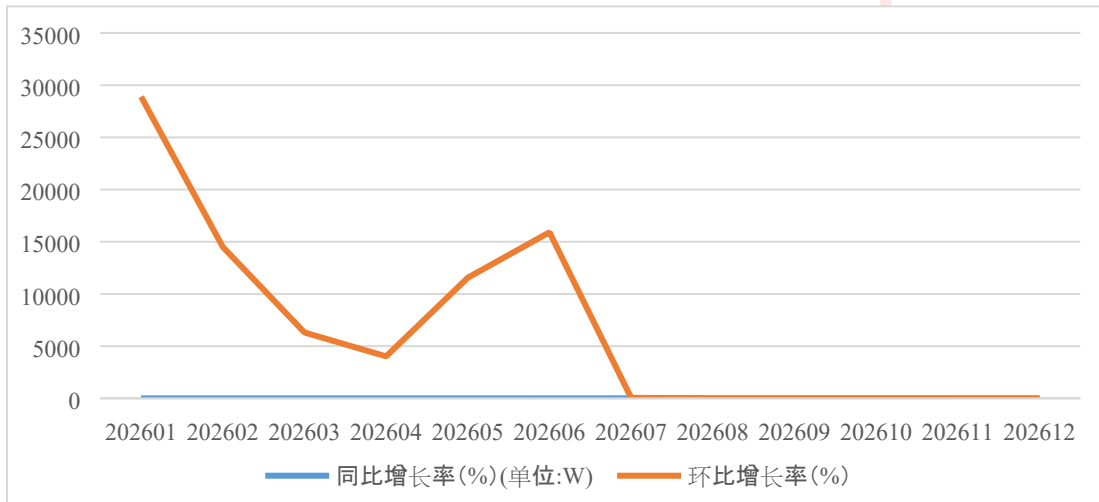
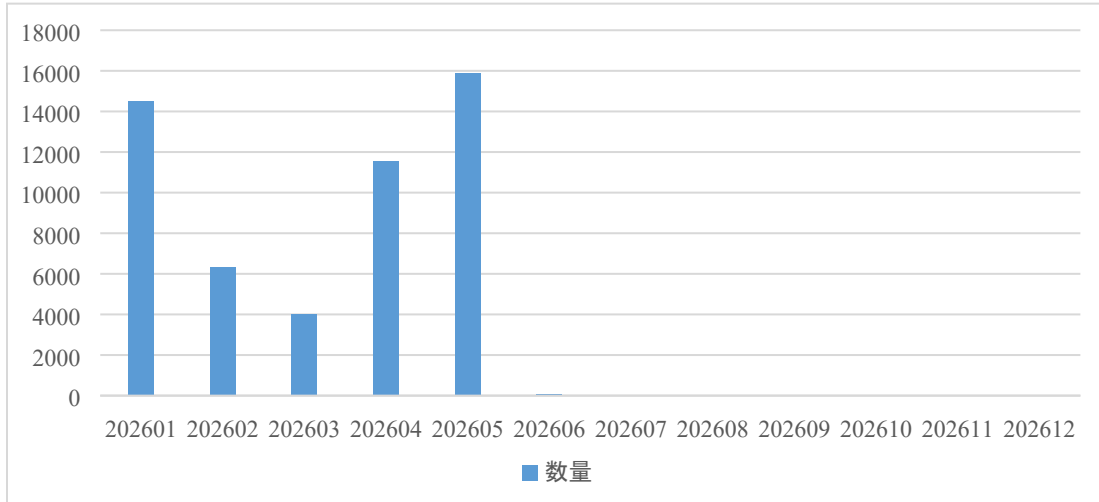


月度	金额	上年同期	同比 (%)	上月值	环比 (%)
202601	18.52M	12.43M	49.04	20.13M	-8
202602	7.8M	6.68M	16.8	18.52M	-57.88
202603	6.81M	16.74M	-59.3	7.8M	-12.71
202604	17.32M	10.31M	67.95	6.81M	154.32
202605	12.33M	17.77M	-30.62	17.32M	-28.82
202606	0.19M	64.75M	-99.71	12.33M	-98.5
202607	0	45.41M	-100	0.19M	-100
202608	0	108.61M	-100	0	0
202609	0	33.23M	-100	0	0
202610	0	24M	-100	0	0
202611	0	20.57M	-100	0	0
202612	0	20.13M	-100	0	0

合计	62.97M	380.62M	-83.46	83.1M	-24.23
----	--------	---------	--------	-------	--------

El Salvador

(SV)在2026年05月交易数量最多, 达1.59WPAIRS, 同比增长58.97%, 环比增长37.64%; 同比上涨最多的月份为2026年07月, 达0PAIRS, 较去年同期降低-100%, 环比降低-100%; (数量单位: PAIRS)



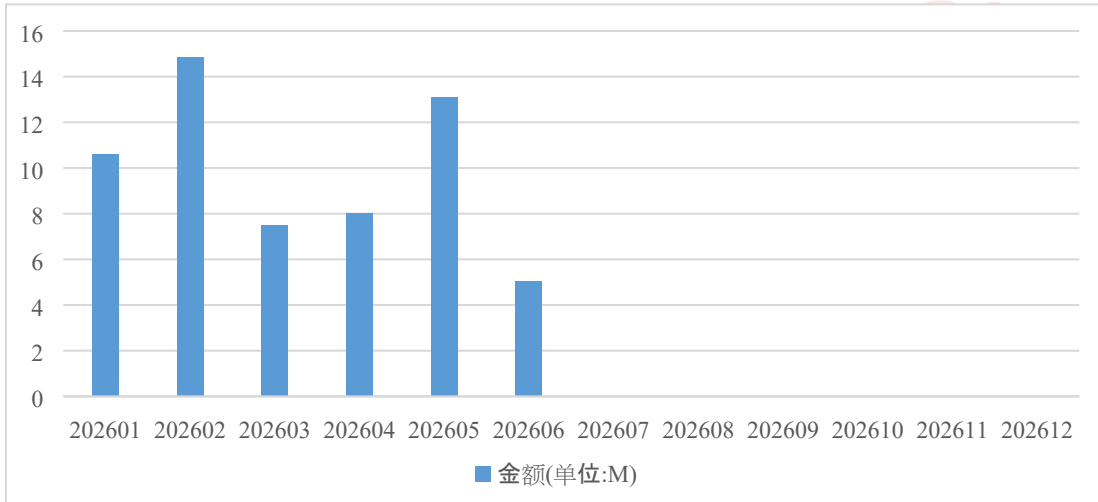
月度	数量	上年同期	同比(%)	上月值	环比(%)
202601	1.45W	5986	142.38	2.89W	-49.79
202602	6309.58	3622.66	74.17	1.45W	-56.51
202603	4021	1.19W	-66.25	6309.58	-36.27
202604	1.16W	1.20W	-3.77	4021	187.41
202605	1.59W	1.00W	58.97	1.16W	37.64

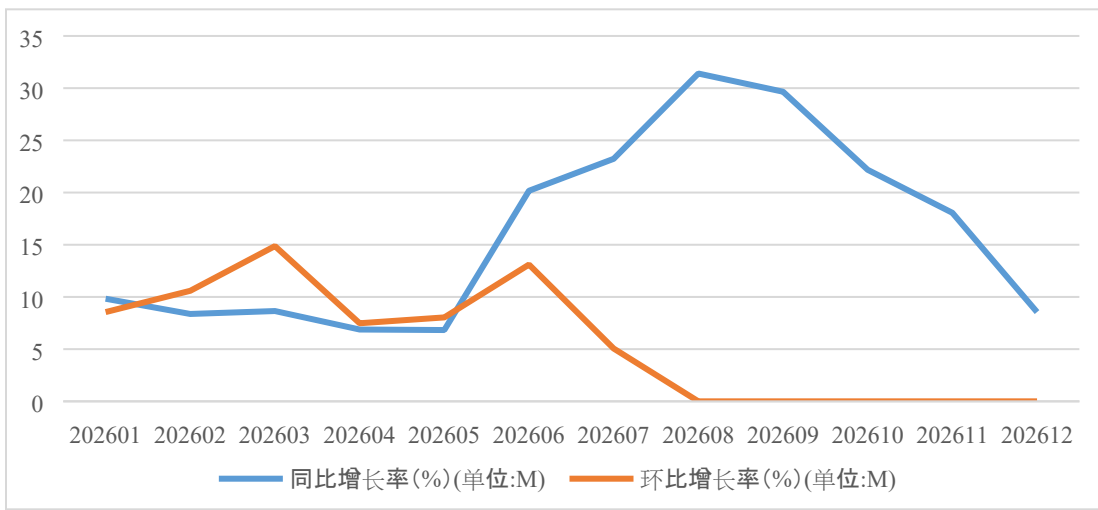
202606	50	3.05W	-99.84	1.59W	-99.69
202607	0	4.33W	-100	50	-100
202608	0	3.52W	-100	0	0
202609	0	2.01W	-100	0	0
202610	0	1.48W	-100	0	0
202611	0	1.87W	-100	0	0
202612	0	2.89W	-100	0	0
合计	5.24W	23.50W	-77.72	8.12W	-35.56

5) Hong Kong,China (HK)

Hong Kong, China

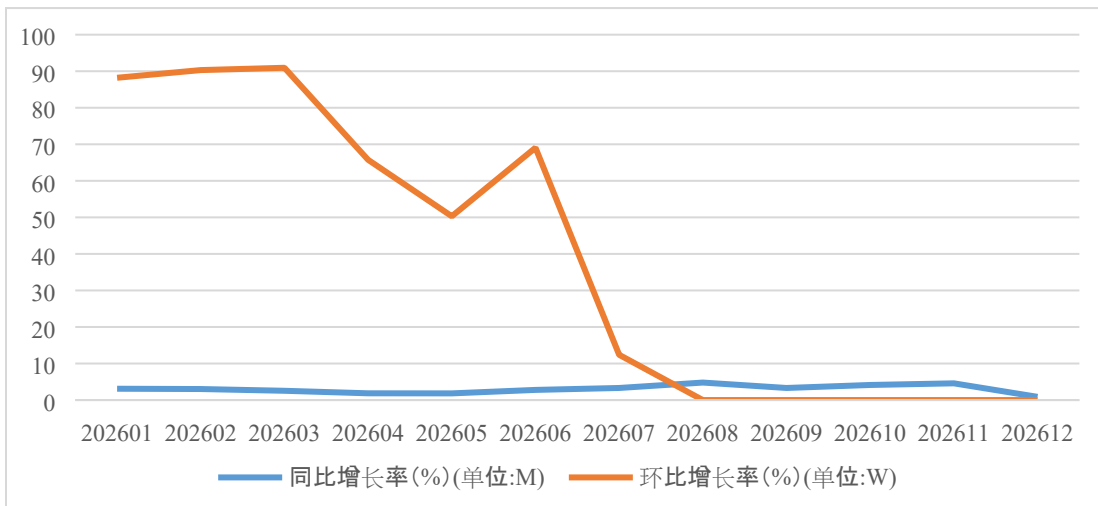
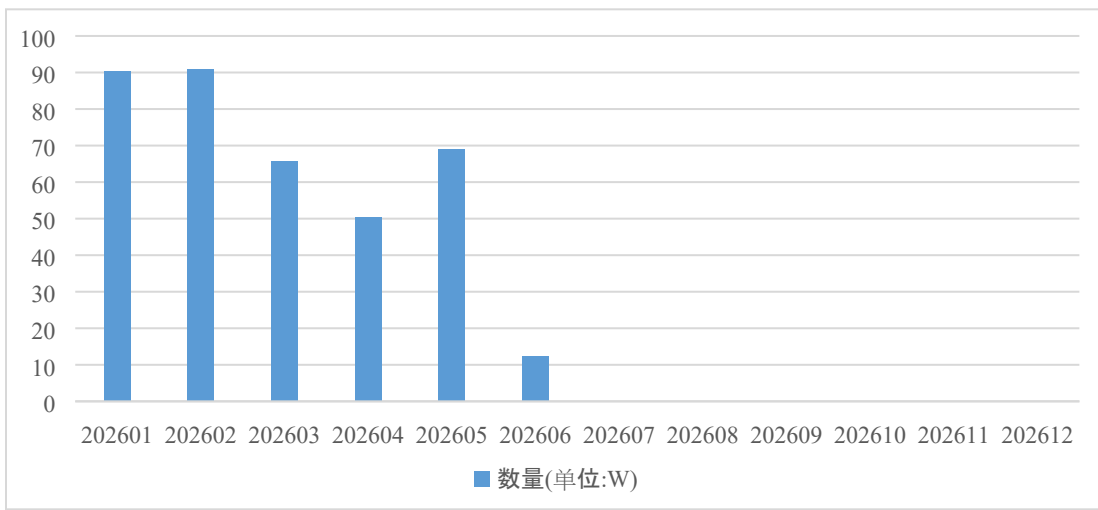
(HK)在2026年02月交易金额最多，达14.87M美元，同比增长77.57%，环比增长40.42%；同比上涨最多的月份为2026年08月，达0美元，较去年同期降低-100%，环比增长0%；（金额单位：美元）





月度	金额	上年同期	同比(%)	上月值	环比(%)
202601	10.59M	9.83M	7.76	8.55M	23.85
202602	14.87M	8.37M	77.57	10.59M	40.42
202603	7.48M	8.65M	-13.55	14.87M	-49.7
202604	8.04M	6.88M	16.77	7.48M	7.43
202605	13.1M	6.83M	91.8	8.04M	63.04
202606	5.06M	20.17M	-74.92	13.1M	-61.39
202607	0	23.23M	-100	5.06M	-100
202608	0	31.4M	-100	0	0
202609	0	29.66M	-100	0	0
202610	0	22.18M	-100	0	0
202611	0	18.06M	-100	0	0
202612	0	8.55M	-100	0	0
合计	59.14M	193.82M	-69.49	67.69M	-12.63

Hong Kong, China (HK)在2026年02月交易数量最多, 达90.94WPAIRS, 同比降低-69.92%, 环比增长0.7%; 同比上涨最多的月份为2026年08月, 达0PAIRS, 较去年同期降低-100%, 环比增长0%; (数量单位: PAIRS)



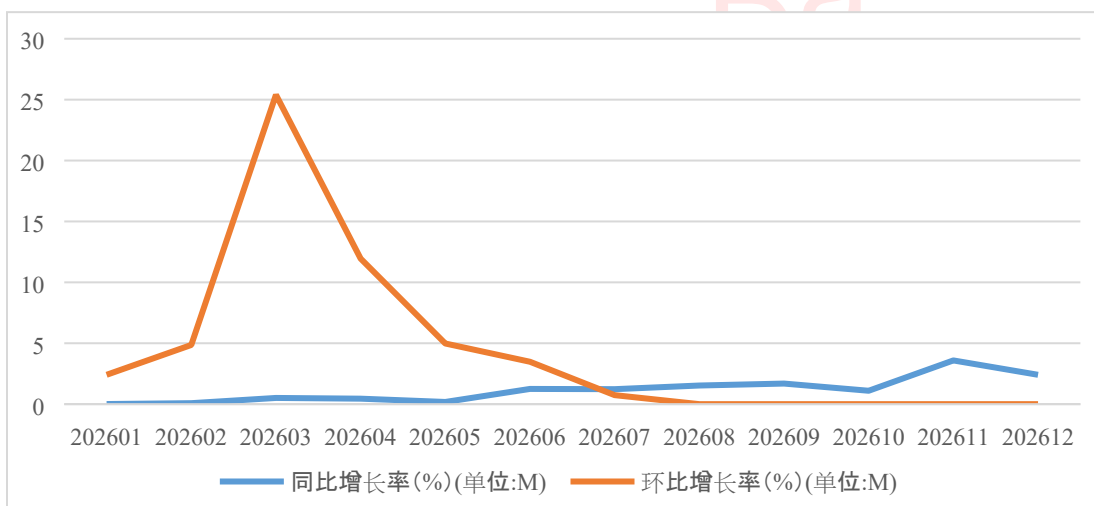
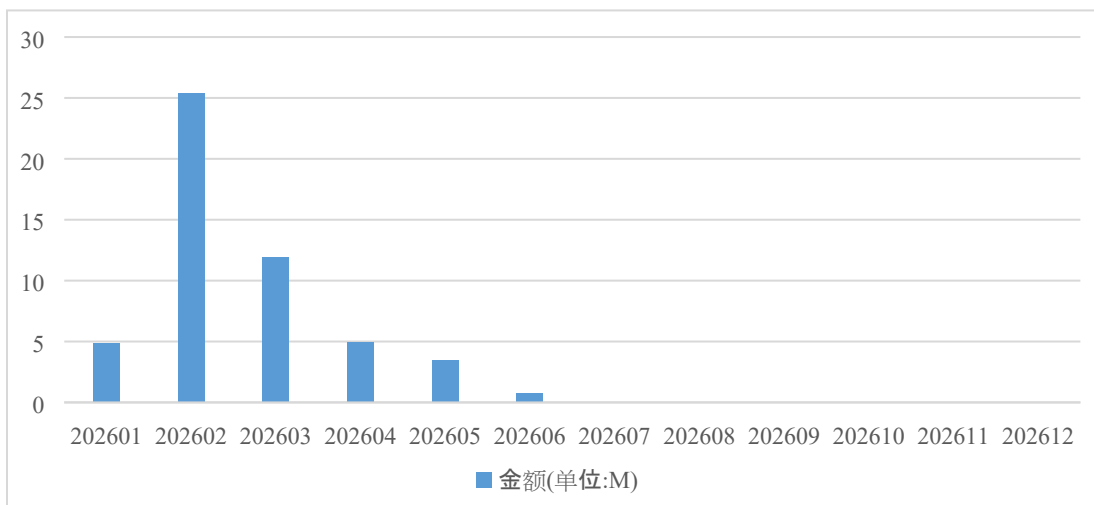
月度	数量	上年同期	同比(%)	上月值	环比(%)
202601	90.31W	309.66W	-70.84	88.21W	2.38
202602	90.94W	302.28W	-69.92	90.31W	0.7
202603	65.75W	253.9W	-74.1	90.94W	-27.7
202604	50.3W	185.06W	-72.82	65.75W	-23.51
202605	69.06W	182.82W	-62.22	50.3W	37.31
202606	12.39W	277.57W	-95.54	69.06W	-82.06
202607	0	330.73W	-100	12.39W	-100
202608	0	478.93W	-100	0	0
202609	0	330.98W	-100	0	0
202610	0	412.6W	-100	0	0
202611	0	458.05W	-100	0	0
202612	0	88.21W	-100	0	0

合计	378.75W	3610.81W	-89.51	466.96W	-18.89
----	---------	----------	--------	---------	--------

6) South Korea (KR)

South Korea

(KR)在2026年02月交易金额最多,达25.40M美元,同比增长31125.8%,环比增长422.94%;同比上涨最多的月份为2026年11月,达0美元,较去年同期降低-100%,环比增长0%;(金额单位:美元)

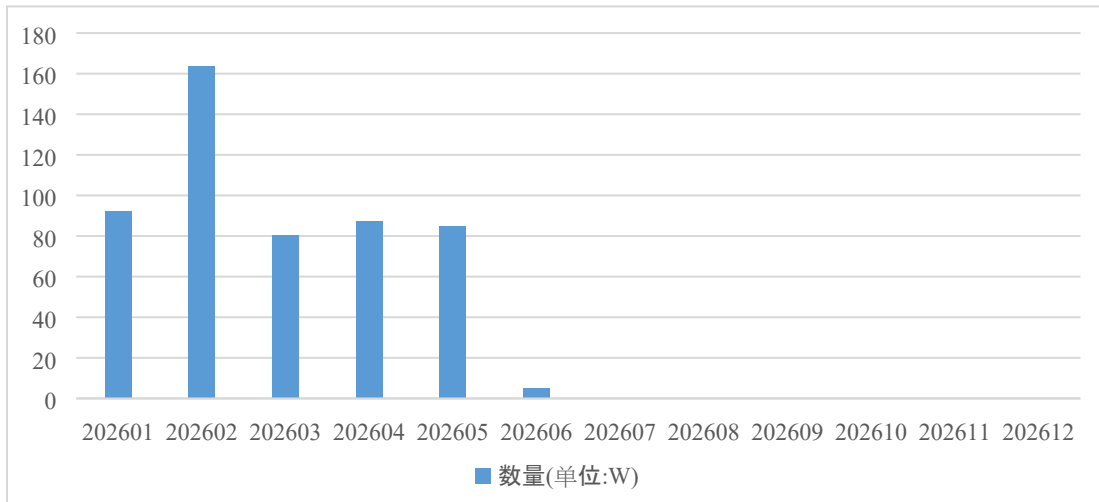


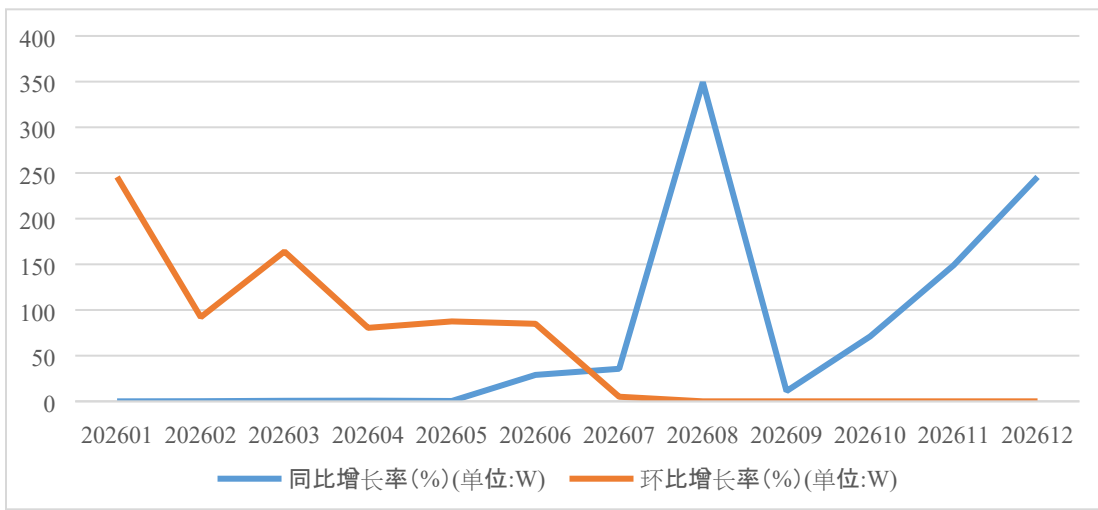
月度	金额	上年同期	同比 (%)	上月值	环比 (%)
202601	4.86M	0.01M	5.92W	2.41M	101.74
202602	25.4M	0.08M	3.11W	4.86M	422.94
202603	11.95M	0.51M	2236.13	25.4M	-52.94
202604	4.98M	0.45M	1005.08	11.95M	-58.36

202605	3.48M	0.18M	1791.51	4.98M	-30.11
202606	0.74M	1.25M	-40.4	3.48M	-78.62
202607	0	1.23M	-100	0.74M	-100
202608	0	1.53M	-100	0	0
202609	0	1.69M	-100	0	0
202610	0	1.1M	-100	0	0
202611	0	3.59M	-100	0	0
202612	0	2.41M	-100	0	0
合计	51.41M	14.04M	266.17	53.82M	-4.47

South Korea

(KR)在2026年02月交易数量最多,达1.64MPAIRS,同比增长103555.5%,环比增长77.94%;同比上涨最多的月份为2026年08月,达0PAIRS,较去年同期降低-100%,环比增长0%;(数量单位:PAIRS)



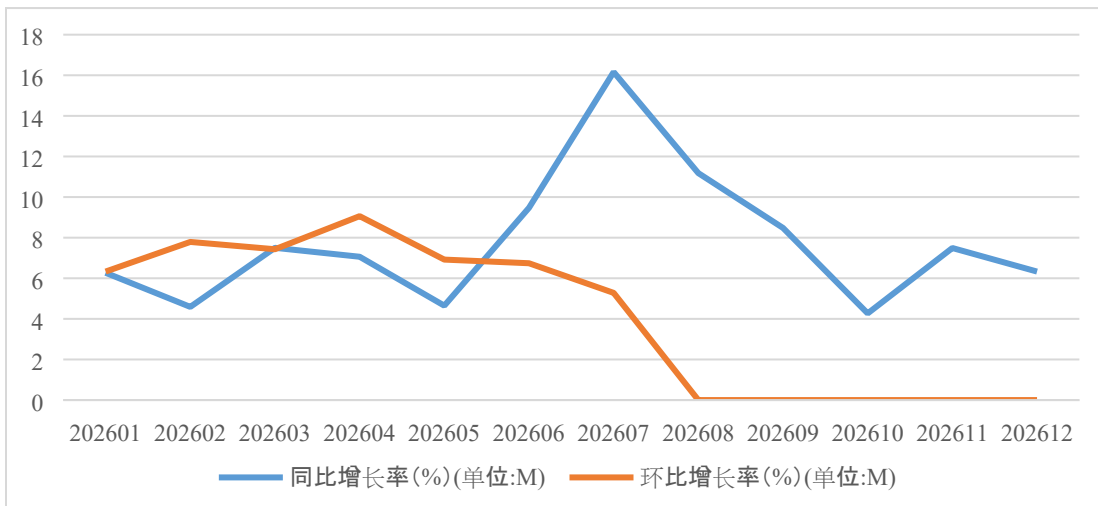
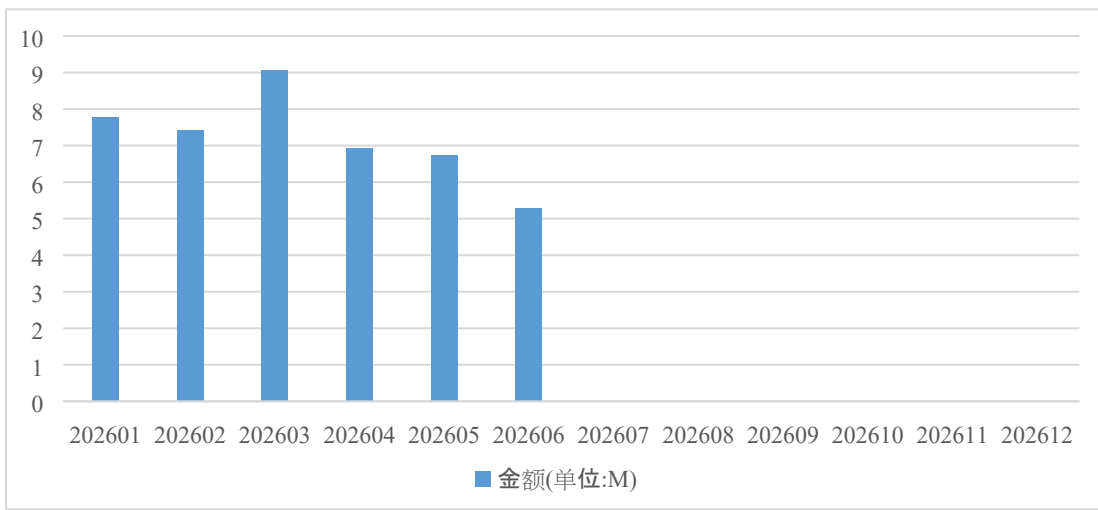


月度	数量	上年同期	同比(%)	上月值	环比(%)
202601	92.16W	0	30.72M	245.64W	-62.48
202602	163.98W	0.16W	10.36W	92.16W	77.94
202603	80.45W	0.61W	1.31W	163.98W	-50.94
202604	87.5W	0.78W	1.10W	80.45W	8.77
202605	84.88W	0.4W	2.12W	87.5W	-3
202606	5.06W	28.93W	-82.5	84.88W	-94.03
202607	0	35.62W	-100	5.06W	-100
202608	0	349.35W	-100	0	0
202609	0	11.18W	-100	0	0
202610	0	71.09W	-100	0	0
202611	0	149.21W	-100	0	0
202612	0	245.64W	-100	0	0
合计	514.04W	892.98W	-42.44	759.68W	-32.34

7) Thailand (TH)

Thailand

(TH)在2026年03月交易金额最多，达9.06M美元，同比增长20.8%，环比增长21.98%；同比上涨最多的月份为2026年07月，达0美元，较去年同期降低-100%，环比降低-100%；（金额单位：美元）

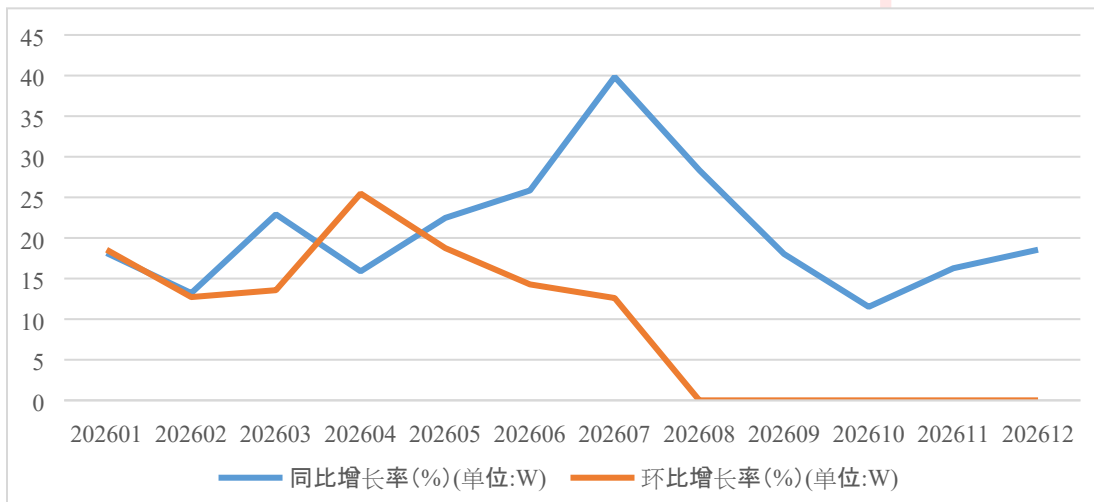
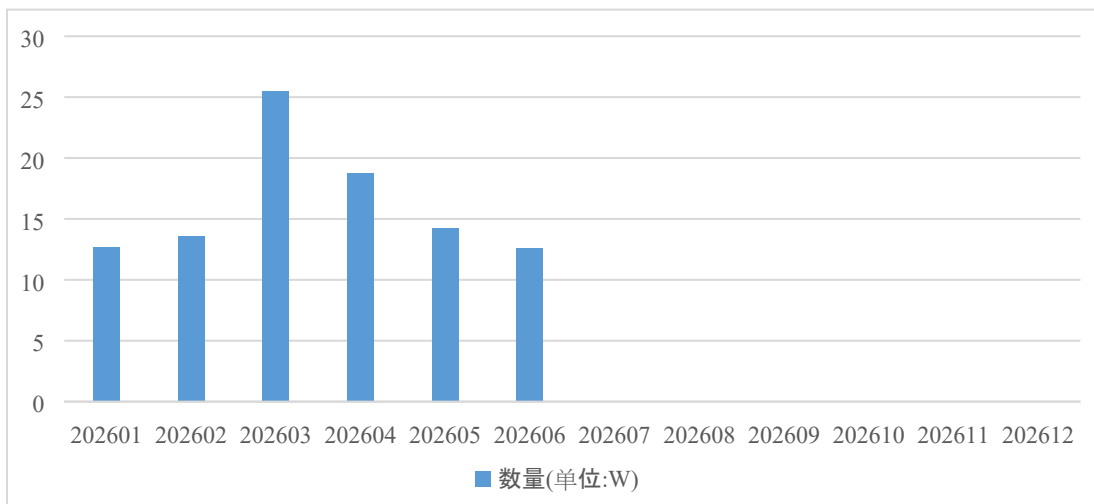


月度	金额	上年同期	同比(%)	上月值	环比(%)
202601	7.79M	6.27M	24.2	6.33M	22.96
202602	7.43M	4.59M	61.61	7.79M	-4.62
202603	9.06M	7.5M	20.8	7.43M	21.98
202604	6.92M	7.06M	-2	9.06M	-23.62
202605	6.74M	4.65M	44.84	6.92M	-2.57
202606	5.28M	9.47M	-44.28	6.74M	-21.67
202607	0	16.16M	-100	5.28M	-100
202608	0	11.18M	-100	0	0
202609	0	8.48M	-100	0	0
202610	0	4.27M	-100	0	0
202611	0	7.49M	-100	0	0
202612	0	6.33M	-100	0	0

合计	43.2M	93.45M	-53.77	49.54M	-12.78
----	-------	--------	--------	--------	--------

Thailand

(TH)在2026年03月交易数量最多，达25.47WPAIRS，同比增长11.16%，环比增长87.66%；同比上涨最多的月份为2026年07月，达0PAIRS，较去年同期降低-100%，环比降低-100%；（数量单位：PAIRS）



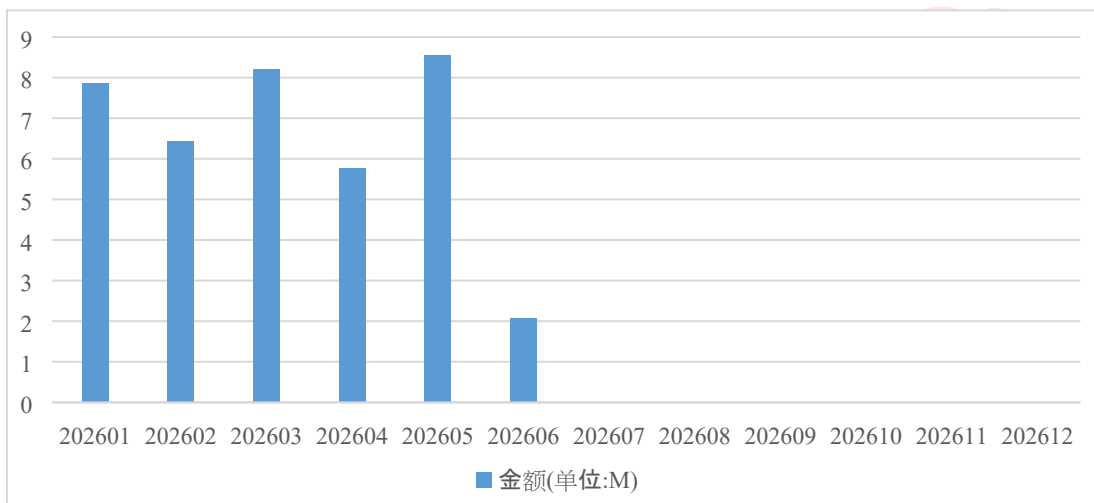
月度	数量	上年同期	同比(%)	上月值	环比(%)
202601	12.72W	18.14W	-29.89	18.55W	-31.45
202602	13.57W	13.21W	2.74	12.72W	6.73
202603	25.47W	22.91W	11.16	13.57W	87.66
202604	18.75W	15.89W	17.99	25.47W	-26.38
202605	14.28W	22.47W	-36.44	18.75W	-23.86

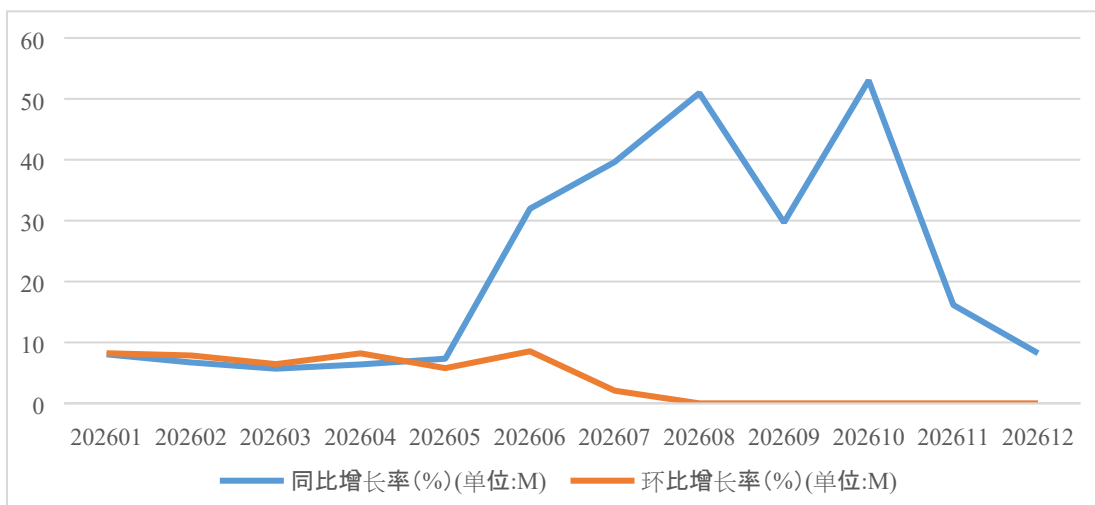
202606	12.6W	25.85W	-51.25	14.28W	-11.73
202607	0	39.84W	-100	12.6W	-100
202608	0	28.35W	-100	0	0
202609	0	18.03W	-100	0	0
202610	0	11.52W	-100	0	0
202611	0	16.27W	-100	0	0
202612	0	18.55W	-100	0	0
合计	97.39W	251.02W	-61.2	115.94W	-16

8) United States (US)

United States

(US)在2026年05月交易金额最多，达8.55M美元，同比增长16.67%，环比增长47.94%；同比上涨最多的月份为2026年10月，达0美元，较去年同期降低-100%，环比增长0%；（金额单位：美元）

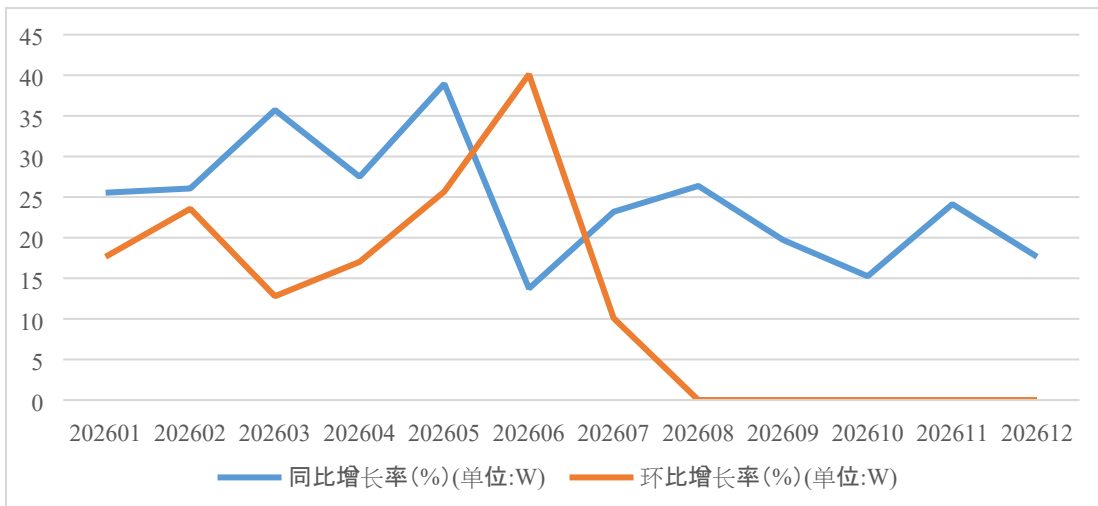
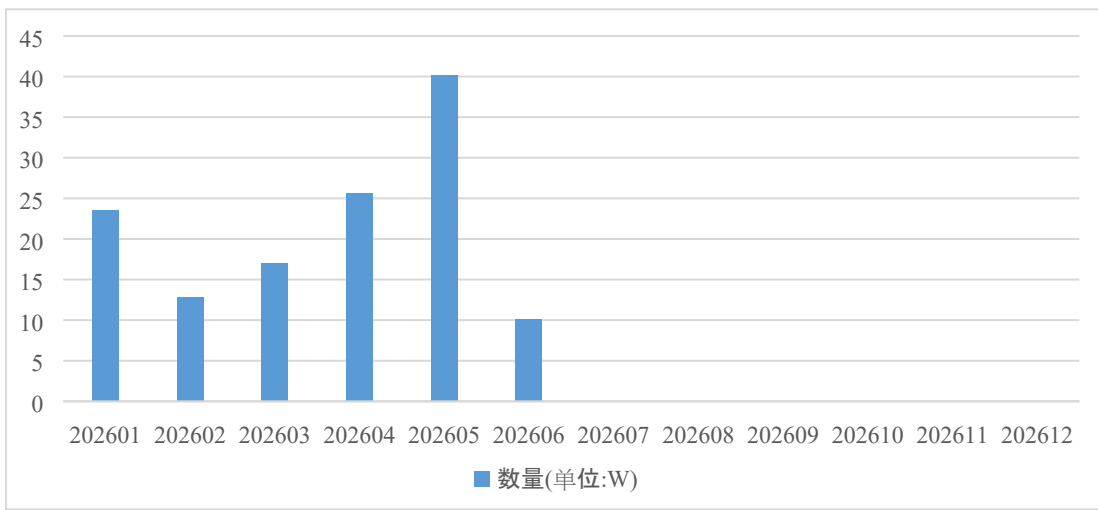




月度	金额	上年同期	同比(%)	上月值	环比(%)
202601	7.86M	8.04M	-2.31	8.23M	-4.59
202602	6.44M	6.71M	-4.01	7.86M	-18.06
202603	8.21M	5.69M	44.15	6.44M	27.46
202604	5.78M	6.39M	-9.63	8.21M	-29.57
202605	8.55M	7.33M	16.67	5.78M	47.94
202606	2.08M	31.96M	-93.49	8.55M	-75.68
202607	0	39.63M	-100	2.08M	-100
202608	0	50.96M	-100	0	0
202609	0	29.7M	-100	0	0
202610	0	53.03M	-100	0	0
202611	0	16.15M	-100	0	0
202612	0	8.23M	-100	0	0
合计	38.91M	263.82M	-85.25	47.14M	-17.47

United States

(US)在2026年05月交易数量最多，达40.12WPAIRS，同比增长3%，环比增长56.22%；同比上涨最多的月份为2026年05月，达40.12WPAIRS，较去年同期增长3%，环比增长56.22%；（数量单位：PAIRS）



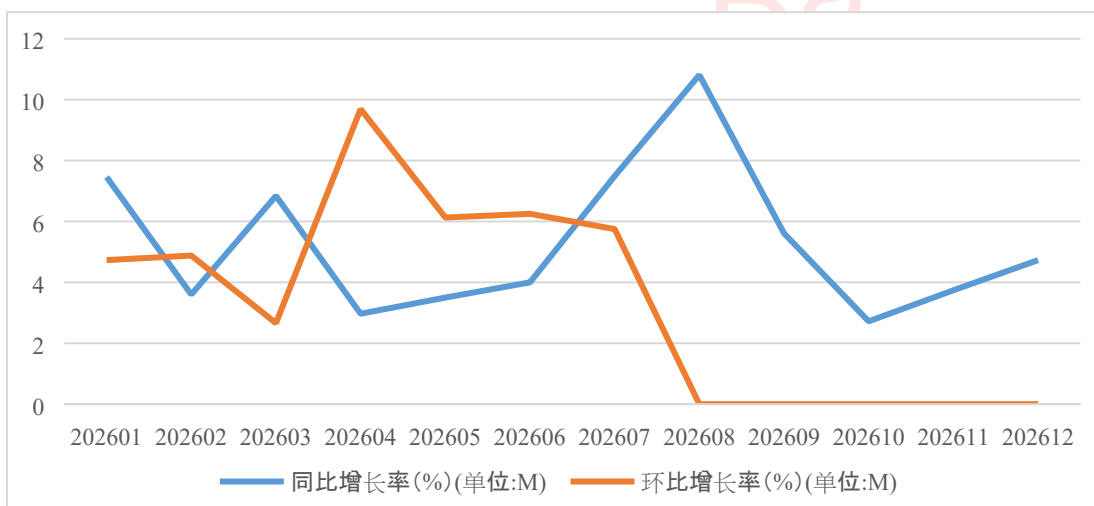
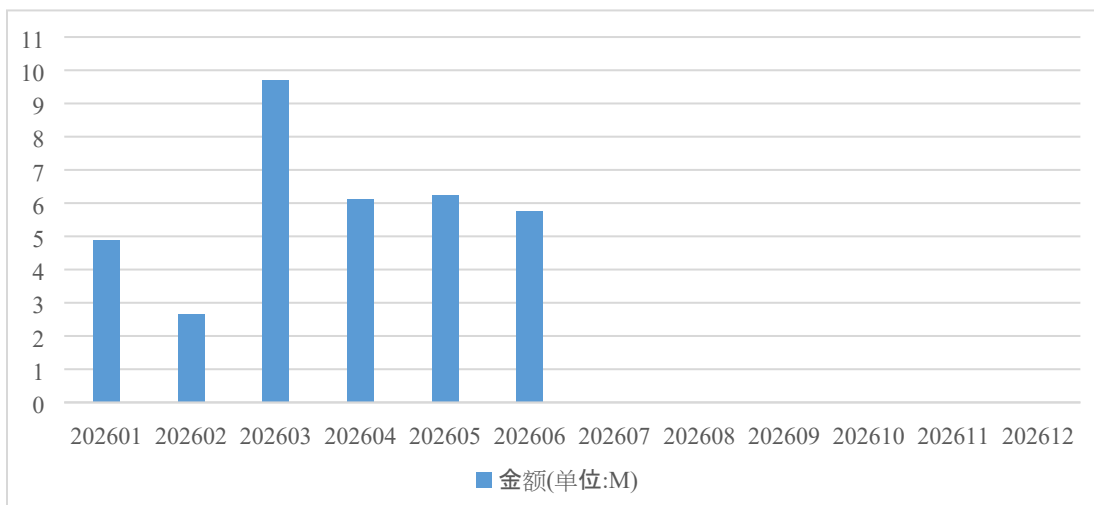
月度	数量	上年同期	同比(%)	上月值	环比(%)
202601	23.56W	25.54W	-7.74	17.65W	33.46
202602	12.79W	26.06W	-50.92	23.56W	-45.7
202603	17.02W	35.73W	-52.37	12.79W	33.04
202604	25.68W	27.5W	-6.6	17.02W	50.9
202605	40.12W	38.95W	3	25.68W	56.22
202606	10.08W	13.74W	-26.64	40.12W	-74.87
202607	0	23.19W	-100	10.08W	-100
202608	0	26.37W	-100	0	0
202609	0	19.72W	-100	0	0
202610	0	15.25W	-100	0	0
202611	0	24.13W	-100	0	0
202612	0	17.65W	-100	0	0

合计	129.26W	293.82W	-56.01	146.91W	-12.02
----	---------	---------	--------	---------	--------

9) Cambodia (KH)

Cambodia

(KH)在2026年03月交易金额最多,达9.69M美元,同比增长41.59%,环比增长264.44%;同比上涨最多的月份为2026年08月,达0美元,较去年同期降低-100%,环比增长0%;(金额单位:美元)

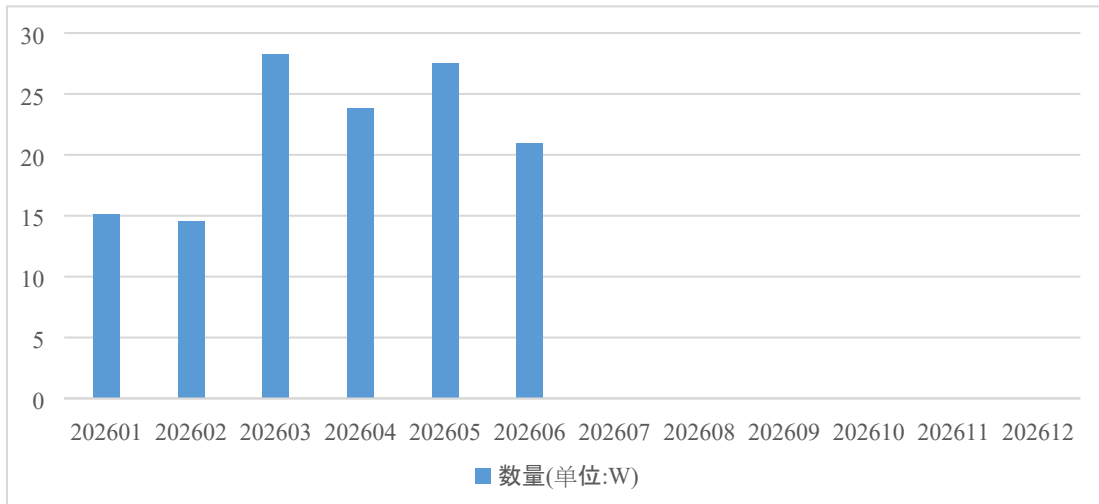


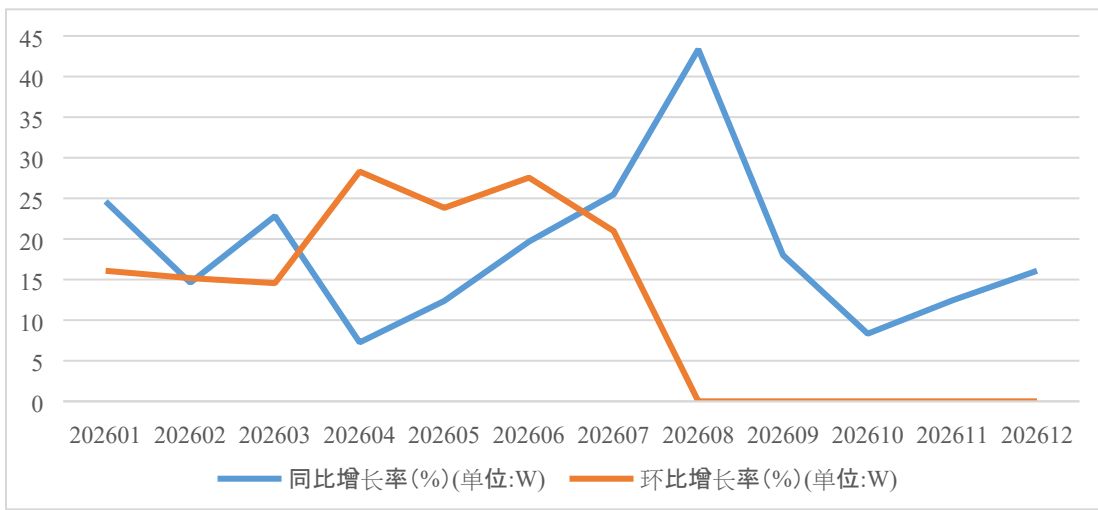
月度	金额	上年同期	同比 (%)	上月值	环比 (%)
202601	4.88M	7.46M	-34.6	4.73M	2.98
202602	2.66M	3.6M	-26.16	4.88M	-45.49
202603	9.69M	6.84M	41.59	2.66M	264.44
202604	6.13M	2.97M	106.25	9.69M	-36.74

202605	6.25M	3.5M	78.48	6.13M	2.06
202606	5.75M	4M	43.81	6.25M	-8.03
202607	0	7.49M	-100	5.75M	-100
202608	0	10.81M	-100	0	0
202609	0	5.61M	-100	0	0
202610	0	2.72M	-100	0	0
202611	0	3.74M	-100	0	0
202612	0	4.73M	-100	0	0
合计	35.35M	63.48M	-44.31	40.08M	-11.81

Cambodia

(KH)在2026年03月交易数量最多，达28.30WPAIRS，同比增长23.99%，环比增长94.32%；同比上涨最多的月份为2026年08月，达0PAIRS，较去年同期降低-100%，环比增长0%；（数量单位：PAIRS）



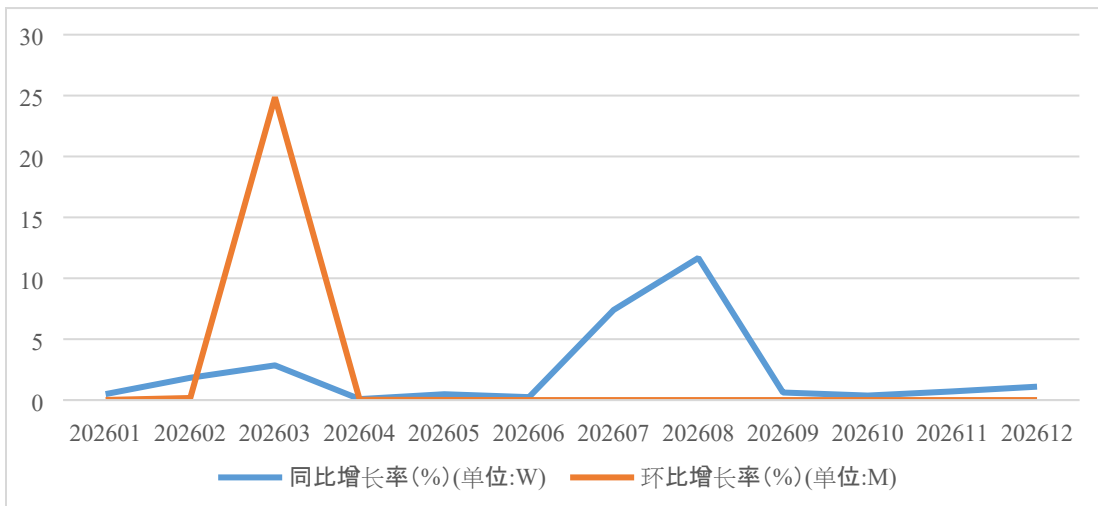
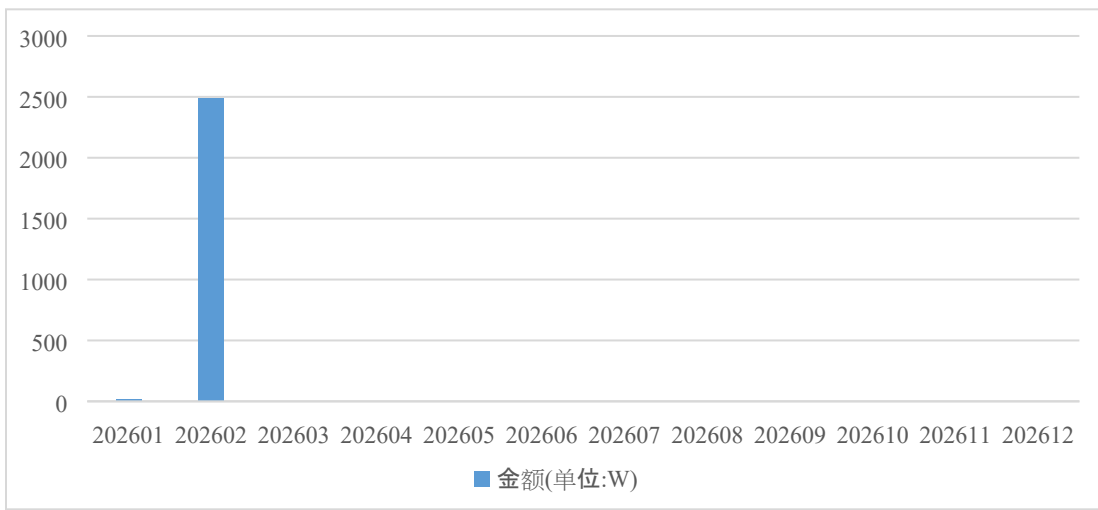


月度	数量	上年同期	同比(%)	上月值	环比(%)
202601	15.17W	24.62W	-38.39	16.08W	-5.64
202602	14.56W	14.61W	-0.3	15.17W	-4
202603	28.3W	22.82W	23.99	14.56W	94.32
202604	23.83W	7.26W	228.21	28.3W	-15.78
202605	27.55W	12.37W	122.66	23.83W	15.59
202606	20.98W	19.67W	6.68	27.55W	-23.84
202607	0	25.48W	-100	20.98W	-100
202608	0	43.36W	-100	0	0
202609	0	18.01W	-100	0	0
202610	0	8.33W	-100	0	0
202611	0	12.43W	-100	0	0
202612	0	16.08W	-100	0	0
合计	130.38W	225.03W	-42.06	146.46W	-10.98

10) Bulgaria (BG)

Bulgaria

(BG)在2026年02月交易金额最多,达24.86M美元,同比增长135716.59%,环比增长14919.23%;同比上涨最多的月份为2026年08月,达0美元,较去年同期降低-100%,环比增长0%;(金额单位:美元)

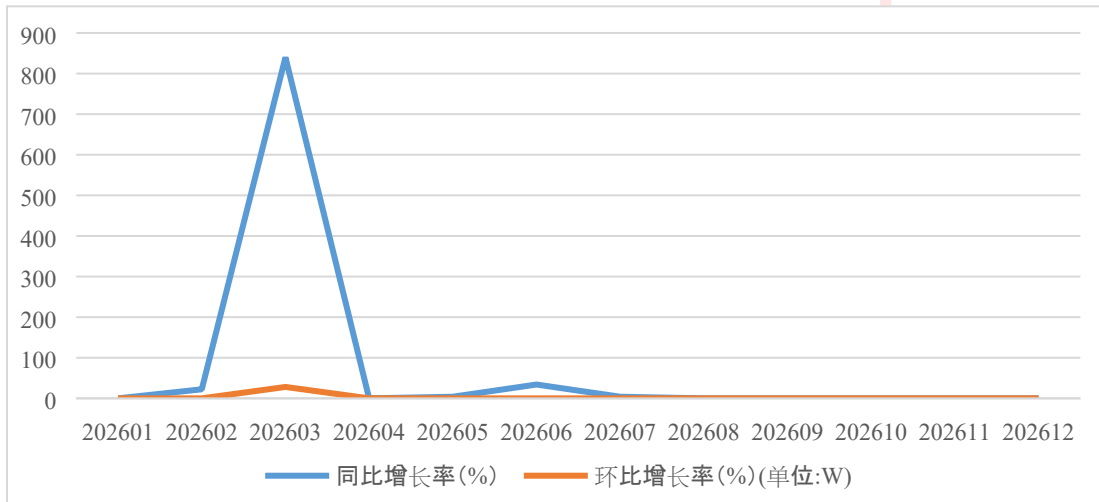
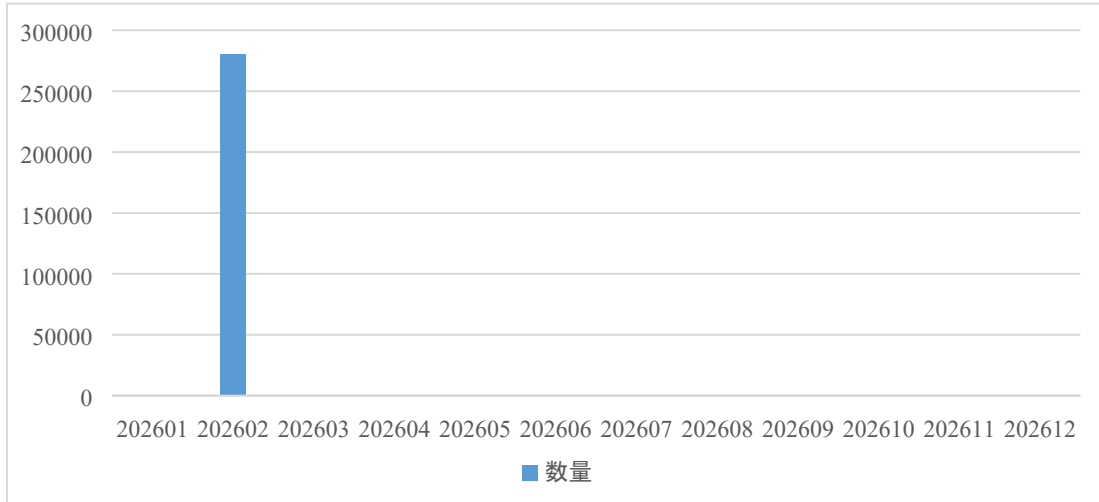


月度	金额	上年同期	同比(%)	上月值	环比(%)
202601	0.17M	0	3249.52	0.01M	1407.76
202602	24.86M	0.02M	13.57W	0.17M	1.49W
202603	0.03M	0.03M	15.42	24.86M	-99.87
202604	0.01M	0	1255.65	0.03M	-66.43
202605	0	0	-41.5	0.01M	-74.45
202606	0	0	-100	0	-100
202607	0	0.07M	-100	0	0
202608	0	0.12M	-100	0	0
202609	0	0.01M	-100	0	0
202610	0	0	-100	0	0
202611	0	0.01M	-100	0	0
202612	0	0.01M	-100	0	0

合计	25.07M	0.28M	8903.23	25.08M	-0.04
----	--------	-------	---------	--------	-------

Bulgaria

(BG)在2026年02月交易数量最多,达28.07WPAIRS,同比增长1258855.16%,环比增长100%;同比上涨最多的月份为2026年03月,达381.34PAIRS,较去年同期降低-54.6%,环比降低-99.86%;(数量单位:PAIRS)



月度	数量	上年同期	同比 (%)	上月值	环比 (%)
202601	0	0	0	0	0
202602	28.07W	0	1.26M	0	100
202603	0.04W	0.08W	-54.6	28.07W	-99.86
202604	0.01W	0	100	0.04W	-63.29
202605	0	0	-100	0.01W	-100

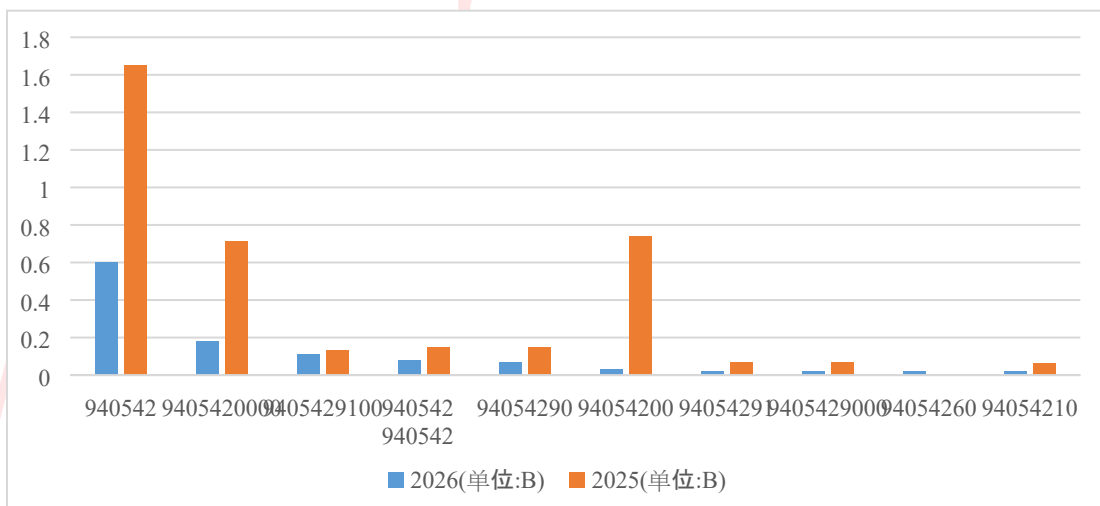
202606	0	0	-100	0	0
202607	0	0	-100	0	0
202608	0	0	0	0	0
202609	0	0	0	0	0
202610	0	0	0	0	0
202611	0	0	0	0	0
202612	0	0	0	0	0
合计	28.13W	0.09W	3.10W	28.13W	0

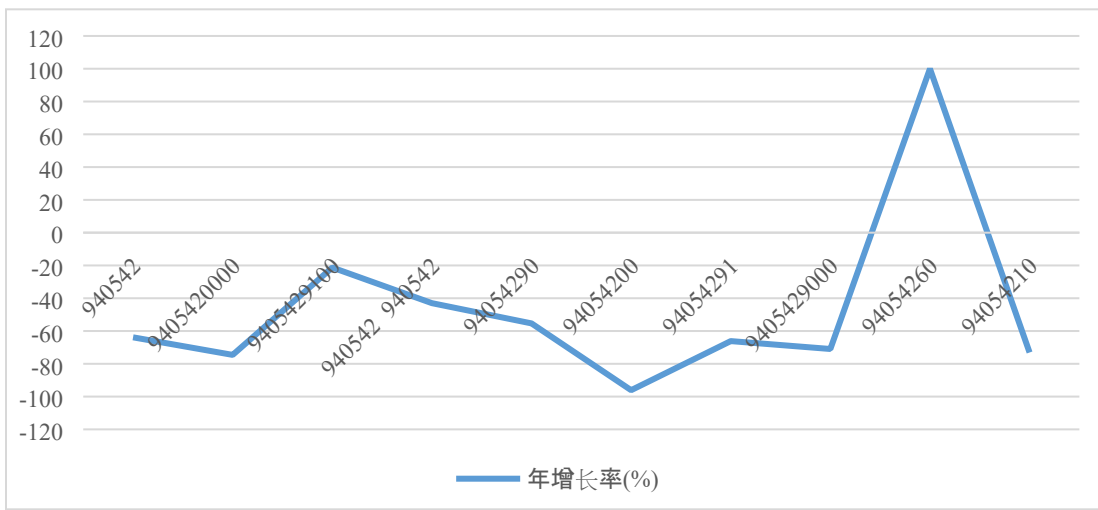
4. 产品编码量价统计

4.1. 各编码年度交易量价及增长率

4.1.1. 年交易额增长率

2026年01月至2026年12月，各编码交易额年增长率由高到低：94054260环比增加17.12M，增长100%；9405429100环比减少28.58M，降低21.28%；94054210环比减少45.63M，降低73.1%；94054291环比减少46.85M，降低66.15%；9405429000环比减少47.38M，降低70.96%；9405429400环比减少63.18M，降低43%；94054290环比减少81.12M，降低55.35%；9405420000环比减少532.75M，降低74.56%；94054200环比减少715.41M，降低96.09%；9405420000环比减少1055.57M，降低63.85%；（金额单位：美元）

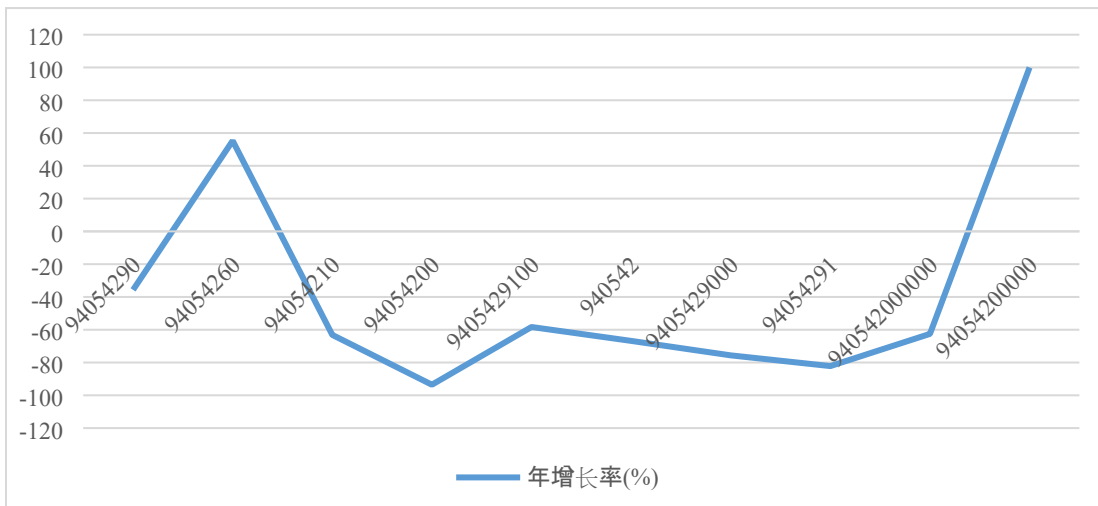
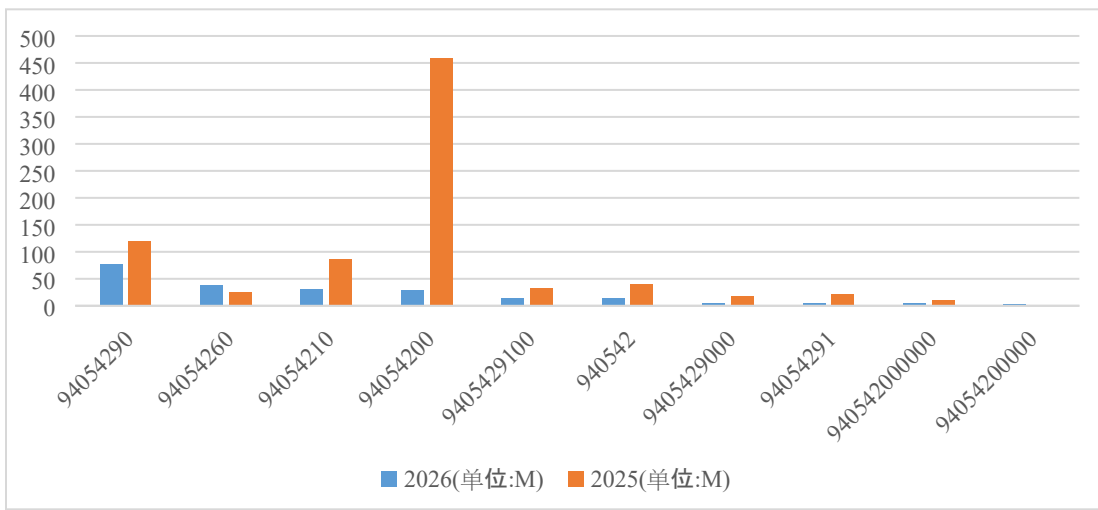




编码	2026	2025	增长量	增长率(%)
940542	597.51M	1653.07M	-1055.57M	-63.85
9405420000	181.81M	714.55M	-532.75M	-74.56
9405429100	105.77M	134.35M	-28.58M	-21.28
940542 940542	83.74M	146.92M	-63.18M	-43
94054290	65.45M	146.57M	-81.12M	-55.35
94054200	29.15M	744.56M	-715.41M	-96.09
94054291	23.97M	70.82M	-46.85M	-66.15
9405429000	19.39M	66.76M	-47.38M	-70.96
94054260	17.12M	0	17.12M	100
94054210	16.79M	62.42M	-45.63M	-73.1

4.1.2. 年交易量增长率

2026年01月至2026年12月，各编码交易量年增长率由高到低：94054260环比增加13.5M，增长55.27%；9405420000环比增加2.86M，增长100%；940542000000环比减少6.24M，降低62.53%；9405429000环比减少13.34M，降低75.63%；94054291环比减少17.38M，降低82.17%；9405429100环比减少19.36M，降低58.33%；940542环比减少26.88M，降低66.8%；94054290环比减少42.33M，降低35.67%；94054210环比减少53.93M，降低63.14%；94054200环比减少428.4M，降低93.54%；（数量单位：PAIRS）



编码	2026	2025	增长量	增长率(%)
94054290	76.35M	118.68M	-42.33M	-35.67
94054260	37.92M	24.43M	13.5M	55.27
94054210	31.48M	85.41M	-53.93M	-63.14
94054200	29.56M	457.96M	-428.4M	-93.54
9405429100	13.83M	33.19M	-19.36M	-58.33
940542	13.36M	40.25M	-26.88M	-66.8
9405429000	4.3M	17.64M	-13.34M	-75.63
94054291	3.77M	21.15M	-17.38M	-82.17
940542000000	3.74M	9.98M	-6.24M	-62.53
94054200000	2.86M	0	2.86M	100

4.2. 各编码交易额月度趋势

编码	202601	202602	202603	202604	202605	202606	202607	202608	202609	202610	202611	202612
94054290	16.94M	12.2M	11M	14.24M	11.04M	0.03M	0	0	0	0	0	0
9405429100	23.15M	17.44M	22.13M	19.19M	19.49M	4.36M	0	0	0	0	0	0
940542	109.09M	153.64M	118.54M	66.76M	90.47M	59M	0	0	0	0	0	0
94054200	6.65M	8M	6.72M	2.97M	2.59M	2.38M	0	0	0	0	0	0
940542000000	4.41M	5.04M	3.12M	2.06M	0.83M	0.48M	0	0	0	0	0	0
9405429000	5.74M	4.5M	3.87M	2.5M	1.41M	1.37M	0	0	0	0	0	0
9405420000	32.78M	46.69M	20.85M	47.34M	32.79M	1.45M	0	0	0	0	0	0
9405423100	0.59M	1.23M	0.39M	0.44M	0.21M	0	0	0	0	0	0	0
94054200000	2.78M	2.05M	2.71M	5.68M	3.03M	0	0	0	0	0	0	0
9405423900	1.69M	2.04M	1.82M	1.33M	1.26M	0	0	0	0	0	0	0
94054260	3.16M	1.79M	1.75M	5.43M	5.1M	0.17M	0	0	0	0	0	0
94054210	3.81M	3.57M	3.05M	4.58M	1.79M	0	0	0	0	0	0	0
94054291	6.84M	4.88M	6.71M	5.55M	0	0	0	0	0	0	0	0
94054290000	1.27M	0.97M	1.39M	1.51M	1.01M	0.25M	0	0	0	0	0	0
94054239	0	0	0	0	0	0	0	0	0	0	0	0
94054220	1.27M	1.05M	0.47M	1.39M	1.31M	0	0	0	0	0	0	0
94054250	2.49M	0.99M	1.48M	1.92M	2.12M	0	0	0	0	0	0	0
9405420039	2.39M	0.89M	1.26M	2.75M	2.07M	0	0	0	0	0	0	0
9405420029	0.61M	0.58M	0.42M	0.91M	0.13M	0	0	0	0	0	0	0
9405421900	4.03M	3.38M	2M	1.64M	2.49M	0.89M	0	0	0	0	0	0
9405421000	0.61M	1.85M	0.93M	0.39M	0.36M	0	0	0	0	0	0	0
9405420019	0.5M	0.19M	0.19M	0.38M	0.82M	0	0	0	0	0	0	0
94054231	0	0	0	0	0	0	0	0	0	0	0	0
9405420012	1.19M	0.28M	0.08M	0.12M	0.24M	0	0	0	0	0	0	0
9405420032	0.56M	0.73M	0.16M	0.45M	1.03M	0	0	0	0	0	0	0
9405420022	0.35M	0.19M	0.06M	0.13M	0.15M	0	0	0	0	0	0	0
9405426000	0.41M	0.35M	0	0	0.12M	0.07M	0	0	0	0	0	0
9405421100	0.62M	0.37M	1.07M	0.46M	0.08M	0.19M	0	0	0	0	0	0
940542 940542	13.3M	50.15M	10.6M	6.81M	2.88M	0	0	0	0	0	0	0
9405420033	0.16M	0.22M	0.14M	0.08M	0.17M	0	0	0	0	0	0	0
94054260000	0.02M	0.05M	0.19M	0.03M	0.13M	0.02M	0	0	0	0	0	0
94054200390	0.03M	0.08M	0.02M	0.13M	0.02M	0	0	0	0	0	0	0
94054230	0.28M	0.25M	0.23M	0.07M	0.42M	0	0	0	0	0	0	0
94054200190	0.02M	0.06M	0.03M	0.16M	0.07M	0	0	0	0	0	0	0
94054200290	0.02M	0.01M	0.01M	0.03M	0.03M	0	0	0	0	0	0	0
940542 940542 940542	0	3.24M	6.44M	2.35M	1.18M	0	0	0	0	0	0	0
9405422000	0.18M	0.08M	0	0	0	0	0	0	0	0	0	0
9405428410	0	0	0	0	1.21M	1.07M	0	0	0	0	0	0

940542 950510	0	0	0	0	0.57M	0.63M	0	0	0	0	0	0
940542 940542	0	0	0	0	5.37M	3.05M	0	0	0	0	0	0
9405425000	0.07M	0.12M	0	0	0	0	0	0	0	0	0	0
94054200120	0.05M	0.03M	0.06M	0.08M	0.01M	0	0	0	0	0	0	0
94054200330	0	0.02M	0.03M	0.05M	0.17M	0	0	0	0	0	0	0
94054240	0	0.01M	0.03M	0.03M	0.02M	0	0	0	0	0	0	0
94054250000	0.01M	0.01M	0.02M	0.01M	0.06M	0.03M	0	0	0	0	0	0
9405428440	0	0	0	0	1.57M	0.5M	0	0	0	0	0	0
940542 940549	0	0	0	0	1.42M	0.42M	0	0	0	0	0	0
940542 950590	0	0	0	0	0.36M	0.25M	0	0	0	0	0	0
94054200220	0	0.02M	0	0.06M	0	0	0	0	0	0	0	0
9405428410	0	0	0	0	0.34M	0.57M	0	0	0	0	0	0
9505102500												
94054270	0	0	0	0	0.01M	0	0	0	0	0	0	0
940542 940542	0	0	0	0	2.46M	2.51M	0	0	0	0	0	0
940542												
940542 940599	0	0.1M	0.04M	0.14M	0.24M	0.25M	0	0	0	0	0	0
94054200320	0	0.02M	0	0.05M	0.07M	0	0	0	0	0	0	0
9405423000	0.02M	0.01M	0	0	0	0	0	0	0	0	0	0
940542 980700	0	0.1M	0	0	0	0	0	0	0	0	0	0
940542 940542	0	0.64M	1.73M	0.19M	0.06M	0	0	0	0	0	0	0
940542 940542												
940542 950691	0	0.13M	0	0.06M	0	0	0	0	0	0	0	0
9405424000	0.01M	0	0	0	0	0	0	0	0	0	0	0
94054220000	0	0	0	0.01M	0	0.01M	0	0	0	0	0	0
94054299	0	0.03M	0	0	0	0	0	0	0	0	0	0
940542 940561	0	0	0	0	0.2M	0.32M	0	0	0	0	0	0
9405428410	0	0	0	0	0.24M	0	0	0	0	0	0	0
9505102500												
940542 950510	0	0	0	0	0.06M	0.08M	0	0	0	0	0	0
950590												
94054210000	0	0	0.01M	0	0	0	0	0	0	0	0	0
940542 940542	0	0.91M	0	0.56M	0.53M	0	0	0	0	0	0	0
940542 940542												
940542												
940542 940549	0	0	0	0	0.13M	0.11M	0	0	0	0	0	0
950590												
940542 940171	0	2.28M	0	0.07M	0	0	0	0	0	0	0	0
940542 940599	0.16M	0	0.16M	0.04M	0.06M	0	0	0	0	0	0	0
940542 940542	0	0	0	0	0.84M	0.62M	0	0	0	0	0	0
940542 940542												
940542 950590	0	0	0	0	0.14M	0.06M	0	0	0	0	0	0

940511													
940542 940542 940490	0	0	0.18M	0	0	0	0	0	0	0	0	0	0
940542 940542 940542 940171	0	0	0.21M	0	0	0	0	0	0	0	0	0	0
940542 940549	0	0	0	0	0.1M	0	0	0	0	0	0	0	0
940542 853952 391000	0	0	0	0	0	0	0	0	0	0	0	0	0
940542 940511	0	0	0	0	0.18M	0.23M	0	0	0	0	0	0	0
940542 940542 940542 940542 940542	0	0	0	0	0.6M	0.51M	0	0	0	0	0	0	0
940542 940542 940542 940542 940542 940542	0	0	0	0	0.66M	0.55M	0	0	0	0	0	0	0
940542 940542 940542 940542 940542 940542 940542 940542	0	0	0	0	0.92M	0.85M	0	0	0	0	0	0	0
940542 960390	0	0	0	0.08M	0	0.03M	0	0	0	0	0	0	0
94054200100	0	0	0	0	0	0	0	0	0	0	0	0	0
940542003	0	0	0	0	0	0	0	0	0	0	0	0	0
9405426000 9405428410	0	0	0	0	0.11M	0	0	0	0	0	0	0	0
9405426000 9405426000 9405426000	0	0	0	0	0.26M	0.37M	0	0	0	0	0	0	0
9405426000 9405428410 9505906000	0	0	0	0	0.03M	0.03M	0	0	0	0	0	0	0
94054284 94059940	0	0	0	0	0.01M	0.01M	0	0	0	0	0	0	0
9405428410 9405428440 9505906000 9405428410 9405428440 9505906000	0	0	0	0	0.69M	0	0	0	0	0	0	0	0
9405428410 9405428440 9405490000 9505906000	0	0	0	0	0.04M	0.1M	0	0	0	0	0	0	0
9405428410	0	0	0	0	0.08M	0	0	0	0	0	0	0	0

940542 940542 940360	0	0	0	0.07M	0	0	0	0	0	0	0	0
940542 940542 940511 940542	0	0	0	0	0.17M	0	0	0	0	0	0	0
940542 940542 940519	0	0	0.04M	0	0	0	0	0	0	0	0	0
940542 940542 940542 732690 940542	0	0	0	0.39M	0	0	0	0	0	0	0	0
940542 940542 940542 940542 940542 940542 940542 940542 940542 940542 940542 940542 Cla	0	0	0	0	0.73M	0	0	0	0	0	0	0
940542 940542 940542 940599	0	0	0	0	0.21M	0	0	0	0	0	0	0
940542 940561	0	0	0	0	0.11M	0	0	0	0	0	0	0
940542 940599 940542	0	0	0	0.06M	0	0	0	0	0	0	0	0
940542 950300 340600	0	0	0.27M	0	0	0	0	0	0	0	0	0
940542 252321	0	0	0	0	0.04M	0	0	0	0	0	0	0
940542 3926400090 9505102500 940542 940542 940542 940542 940542 940542 940542 940542 940542	0	0	0	0	0	0.62M	0	0	0	0	0	0
940542 850433 852692	0	0	0	0	0.24M	0	0	0	0	0	0	0
940542 8526925000 8544429090 9405426000 9405428410 9405428440 9405920000	0	0	0	0	0.24M	0	0	0	0	0	0	0
940542 853952 94E+41	0	0	0	0	0	0	0	0	0	0	0	0
940542 870830	0	0	0	0	0.07M	0	0	0	0	0	0	0
940542 940171	0	0	0	0	0.07M	0	0	0	0	0	0	0
940542 9404908020	0	0	0	0	0.07M	0	0	0	0	0	0	0

940542 9405920000	0	0	0	0	0	0	0	0	0	0	0	0
940542 950100	0	0	0	0.08M	0	0	0	0	0	0	0	0
940542 950300 950510	0	0	0	0	0	0.02M	0	0	0	0	0	0
940542 950300 950510 950590	0	0	0	0	0	0.03M	0	0	0	0	0	0
940542 950300 960390	0	0	0	0	0.02M	0	0	0	0	0	0	0
940542 950590 940171 940171 950590	0	0	0	0	0.09M	0	0	0	0	0	0	0
940542 950590 960390	0	0	0	0	0	0.02M	0	0	0	0	0	0
940542 950669	0.01M	0	0	0	0	0	0	0	0	0	0	0
940542 961100	0	0	0	0	0	0.08M	0	0	0	0	0	0
940542 961511	0	0	0	0	0.05M	0	0	0	0	0	0	0
94054200 94059900	0	0	0	0	0.03M	0	0	0	0	0	0	0
9405420011	0	0	0.01M	0	0	0	0	0	0	0	0	0
940542002	0	0	0	0	0	0	0	0	0	0	0	0
94054260 94054260	0	0	0	0	0.08M	0	0	0	0	0	0	0
9405426000 9405426000 9405426000 9405426000 9405426000 9405426000 9405426000	0	0	0	0	0.34M	0	0	0	0	0	0	0
9405426000 9405428410 9405428440	0	0	0	0	0	0.15M	0	0	0	0	0	0
9405426000 9405428410 9505102500 9505906000	0	0	0	0	0	0.04M	0	0	0	0	0	0
94054284	0	0	0	0	0	0	0	0	0	0	0	0
9405428410 9405490000 9505906000	0	0	0	0	0.03M	0	0	0	0	0	0	0
9405428410 9405490000 9505906000 9505906000	0	0	0	0	0.04M	0	0	0	0	0	0	0

9405428410 9503000090 9505906000	0	0	0	0	0.02M	0	0	0	0	0	0	0
9405428410 9505102500 9505906000	0	0	0	0	0.09M	0	0	0	0	0	0	0
9405428410 9505904000 9505906000	0	0	0	0	0.05M	0	0	0	0	0	0	0
9405428410 9405428440	0	0	0	0	0	0.1M	0	0	0	0	0	0
9405428410 9405428440 9405428410 9505906000	0	0	0	0	0.11M	0	0	0	0	0	0	0
9405428410 9405428440 9505906000 9405428410 9405428440 9505906000	0	0	0	0	0.33M	0	0	0	0	0	0	0
9405428410 9405490000 9505906000	0	0	0	0	0.03M	0	0	0	0	0	0	0
9405428410 9505102500 9505906000	0	0	0	0	0.1M	0	0	0	0	0	0	0
9405428440 9405490000	0	0	0	0	0.06M	0	0	0	0	0	0	0
9405428440 9405490000 691010	0	0	0	0	0.08M	0	0	0	0	0	0	0
9405428440 9503000071	0	0	0	0	0	0.05M	0	0	0	0	0	0
合计	249.17M	338.46M	235.22M	206.23M	215.05M	86.46M	0	0	0	0	0	0

4.3. 各编码在原产国量价分布

1) 940542

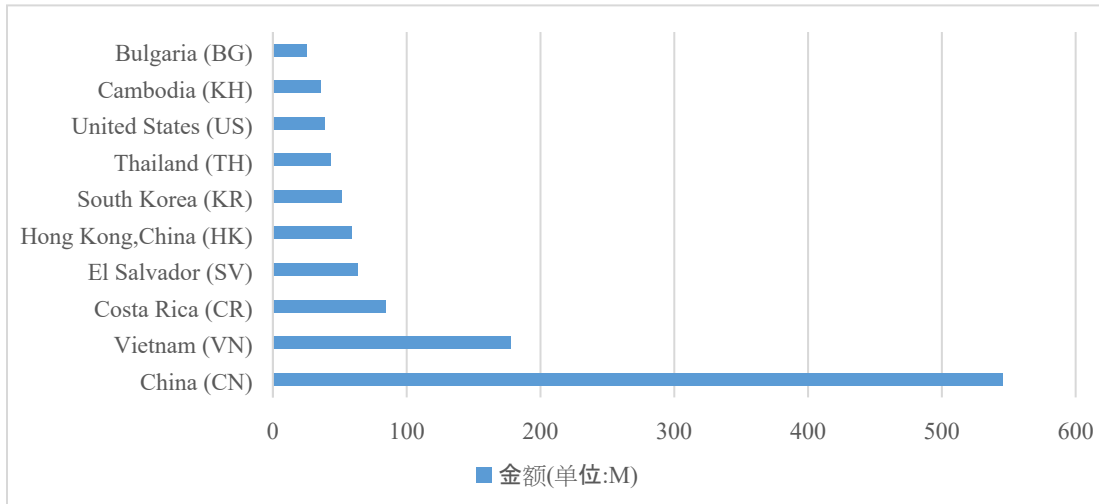
2026年01月至2026年12月，共计从10个原产国进口，进口金额占比分别为China

(CN)：0.55B, 占比48.55%；Vietnam (VN)：0.18B, 占比15.81%；Costa Rica (CR)：84.58M, 占比7.53%；El Salvador (SV)：62.97M, 占比5.6%；Hong Kong, China (HK)：59.11M, 占比5.26%；South Korea

(KR): 51.36M, 占比4.57%; Thailand (TH): 43.19M, 占比3.84%; United States

(US): 38.91M, 占比3.46%; Cambodia (KH): 35.35M, 占比3.15%; Bulgaria

(BG): 25.04M, 占比2.23%; (金额单位: 美元)



2026年01月至2026年12月, 共计从10个原产国进口, 进口数量占比分别为China

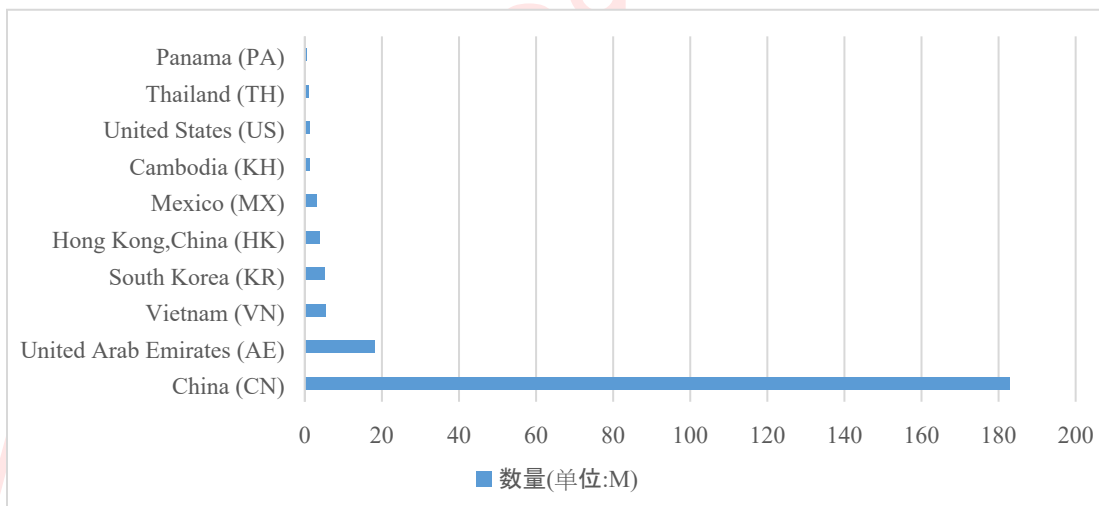
(CN): 0.18B, 占比82.17%; United Arab Emirates (AE): 18.16M, 占比8.16%; Vietnam

(VN): 5.41M, 占比2.43%; South Korea (KR): 5.14M, 占比2.31%; Hong Kong, China

(HK): 3.79M, 占比1.7%; Mexico (MX): 3.07M, 占比1.38%; Cambodia (KH): 1.30M, 占比0.59%; United States

(US): 1.29M, 占比0.58%; Thailand (TH): 97.38W, 占比0.44%; Panama

(PA): 55.09W, 占比0.25%; (数量单位: PAIRS)



2) 9405420000

2026年01月至2026年12月, 共计从10个原产国进口, 进口金额占比分别为Costa Rica

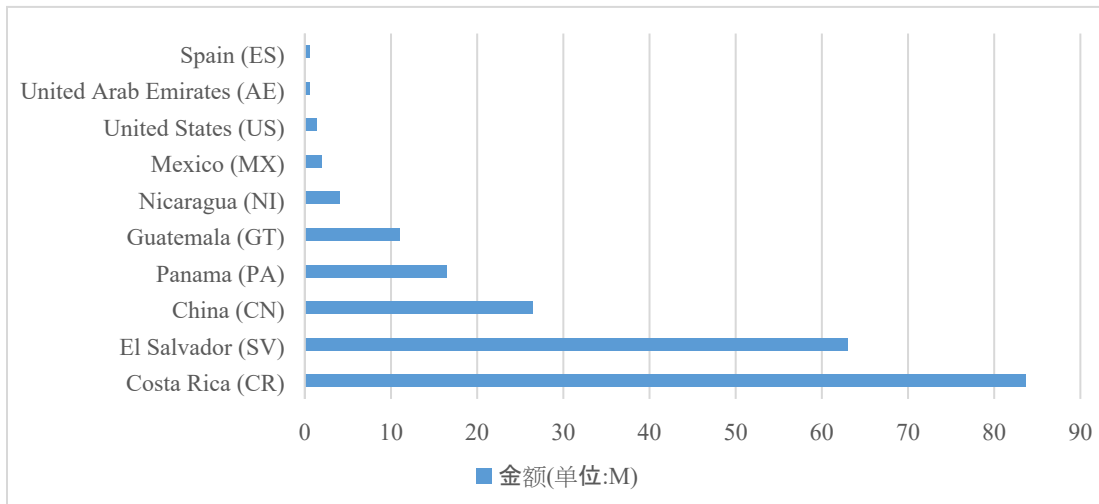
(CR): 83.69M, 占比40.04%; El Salvador (SV): 62.97M, 占比30.13%; China

(CN): 26.42M, 占比12.64%; Panama (PA): 16.47M, 占比7.88%; Guatemala

(GT): 10.96M, 占比5.24%; Nicaragua (NI): 4.05M, 占比1.94%; Mexico (MX): 1.97M, 占比0.94%; United

States (US): 1.40M, 占比0.67%; United Arab Emirates (AE): 54.69W, 占比0.26%; Spain

(ES): 51.86W, 占比0.25%; (金额单位: 美元)



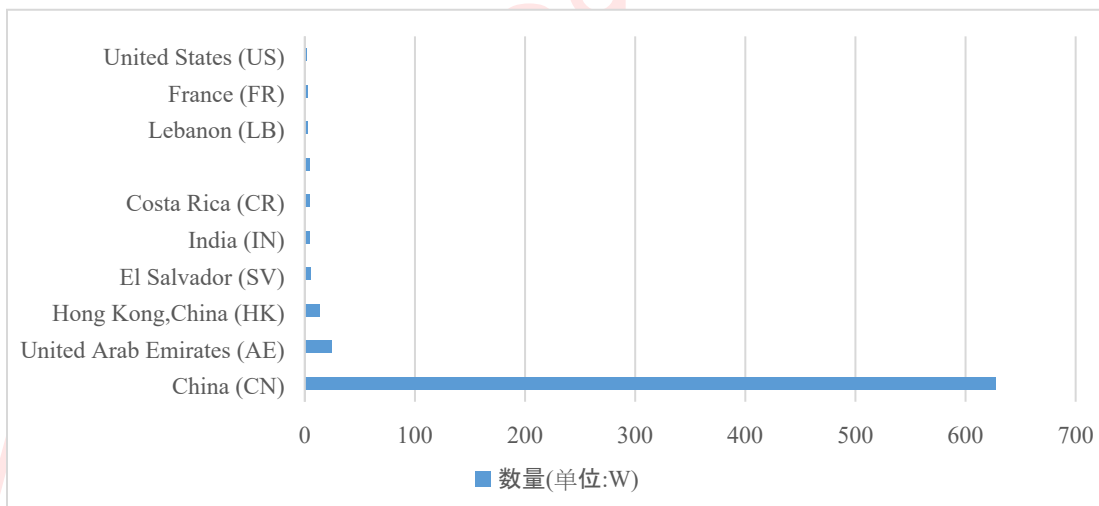
2026年01月至2026年12月, 共计从10个原产国进口, 进口数量占比分别为China

(CN): 6.27M, 占比91.01%; United Arab Emirates (AE): 24.05W, 占比3.49%; Hong Kong, China

(HK): 13.03W, 占比1.89%; El Salvador (SV): 5.24W, 占比0.76%; India (IN): 4.28W, 占比0.62%; Costa

Rica (CR): 4.19W, 占比0.61%; : 4.07W, 占比0.59%; Lebanon (LB): 2.84W, 占比0.41%; France

(FR): 2.35W, 占比0.34%; United States (US): 1.89W, 占比0.27%; (数量单位: PAIRS)

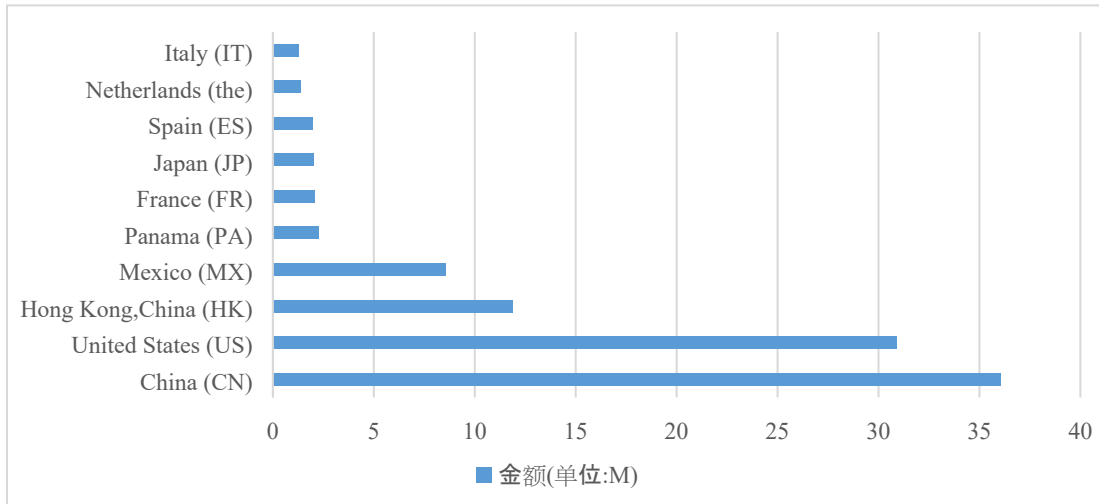


3) 9405429100

2026年01月至2026年12月, 共计从10个原产国进口, 进口金额占比分别为China

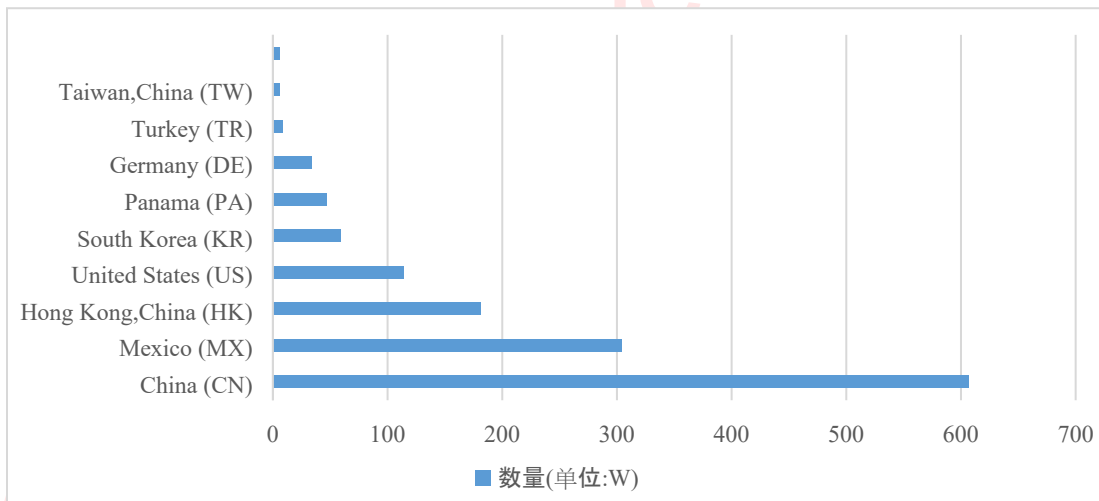
(CN): 36.03M, 占比36.64%; United States (US): 30.89M, 占比31.42%; Hong Kong, China

(HK): 11.89M, 占比12.1%; Mexico (MX): 8.53M, 占比8.67%; Panama (PA): 2.27M, 占比2.31%; France (FR): 2.06M, 占比2.09%; Japan (JP): 2.03M, 占比2.07%; Spain (ES): 1.98M, 占比2.01%; Netherlands (the): 1.35M, 占比1.37%; Italy (IT): 1.29M, 占比1.31%; (金额单位: 美元)



2026年01月至2026年12月, 共计从10个原产国进口, 进口数量占比分别为China

(CN): 6.06M, 占比44.44%; Mexico (MX): 3.04M, 占比22.26%; Hong Kong,China (HK): 1.81M, 占比13.28%; United States (US): 1.14M, 占比8.38%; South Korea (KR): 58.85W, 占比4.31%; Panama (PA): 47.03W, 占比3.45%; Germany (DE): 33.84W, 占比2.48%; Turkey (TR): 8.18W, 占比0.6%; Taiwan,China (TW): 5.55W, 占比0.41%; : 5.39W, 占比0.39%; (数量单位: PAIRS)

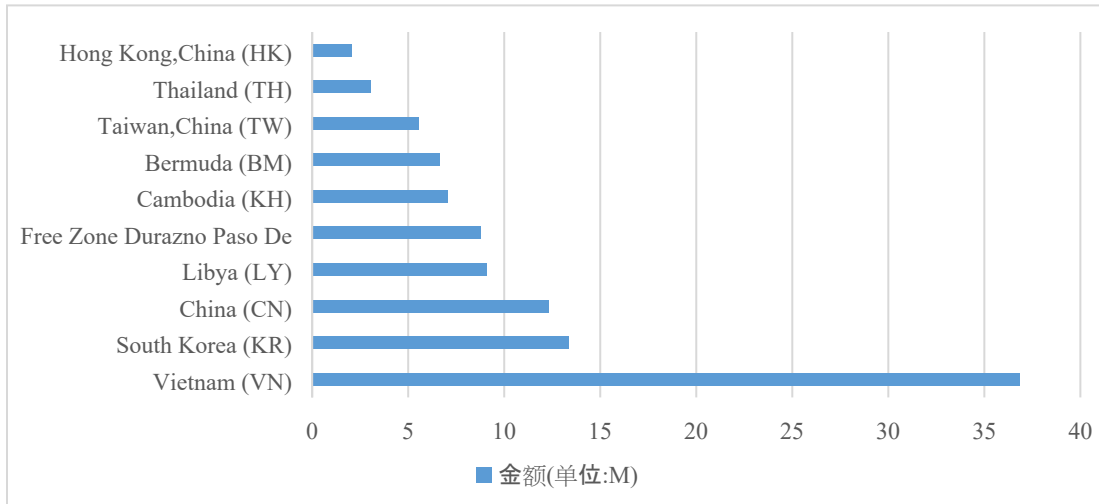


4) 940542 940542

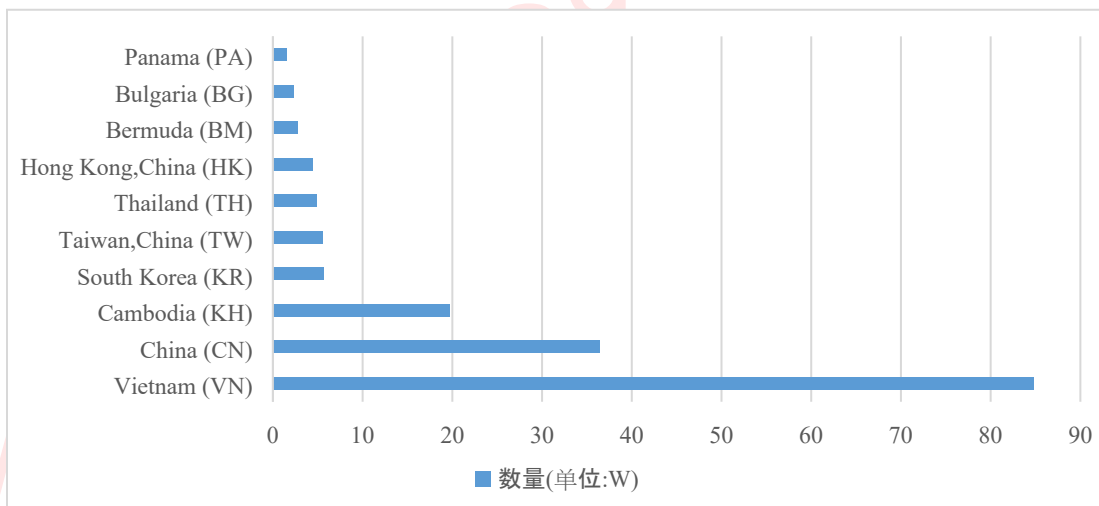
2026年01月至2026年12月, 共计从10个原产国进口, 进口金额占比分别为Vietnam

(VN): 36.82M, 占比35.18%; South Korea (KR): 13.33M, 占比12.73%; China (CN): 12.29M, 占比11.74%; Libya (LY): 9.08M, 占比8.68%; Free Zone Durazno Paso

De: 8.77M, 占比8.37%; Cambodia (KH): 7.05M, 占比6.73%; Bermuda (BM): 6.66M, 占比6.36%; Taiwan, China (TW): 5.53M, 占比5.29%; Thailand (TH): 3.07M, 占比2.94%; Hong Kong, China (HK): 2.07M, 占比1.97%; (金额单位: 美元)



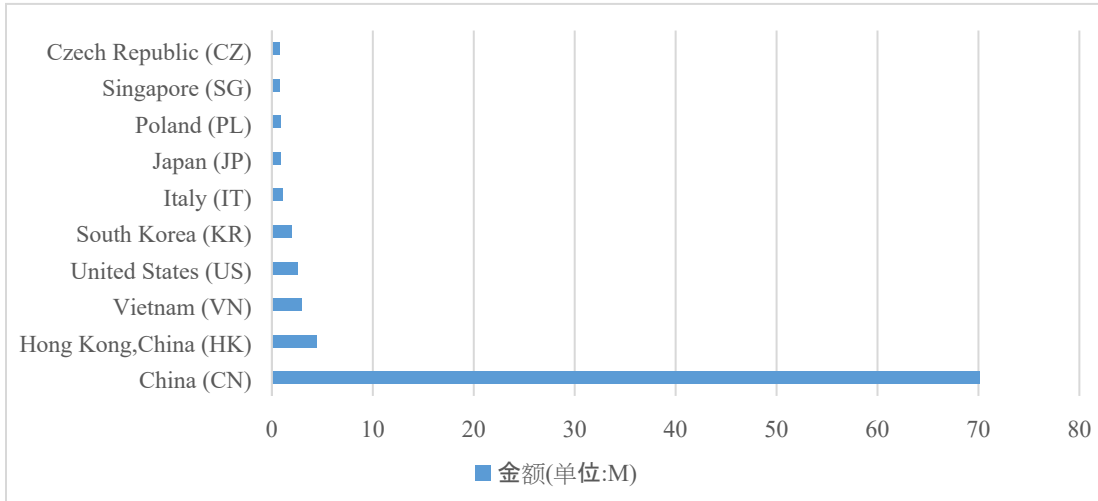
2026年01月至2026年12月, 共计从10个原产国进口, 进口数量占比分别为Vietnam (VN): 84.81W, 占比50.53%; China (CN): 36.36W, 占比21.66%; Cambodia (KH): 19.67W, 占比11.72%; South Korea (KR): 5.61W, 占比3.34%; Taiwan,China (TW): 5.49W, 占比3.27%; Thailand (TH): 4.89W, 占比2.91%; Hong Kong,China (HK): 4.45W, 占比2.65%; Bermuda (BM): 2.80W, 占比1.67%; Bulgaria (BG): 2.27W, 占比1.35%; Panama (PA): 1.51W, 占比0.9%; (数量单位: PAIRS)



5) 94054290

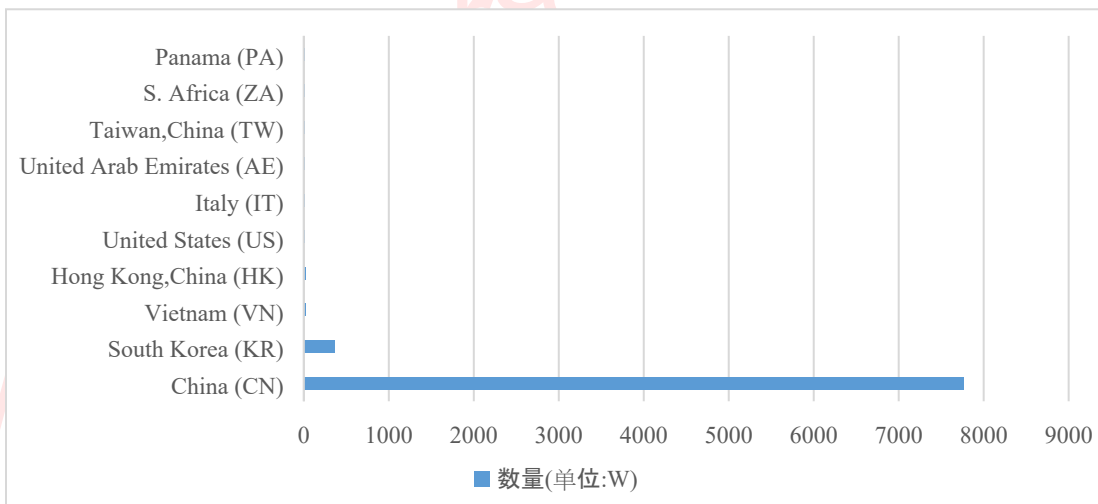
2026年01月至2026年12月, 共计从10个原产国进口, 进口金额占比分别为China (CN): 70.08M, 占比81.17%; Hong Kong,China (HK): 4.45M, 占比5.16%; Vietnam

(VN): 2.98M, 占比3.45%; United States (US): 2.58M, 占比2.99%; South Korea (KR): 1.97M, 占比2.28%; Italy (IT): 1.03M, 占比1.19%; Japan (JP): 87.09W, 占比1.01%; Poland (PL): 82.39W, 占比0.95%; Singapore (SG): 79.81W, 占比0.92%; Czech Republic (CZ): 75.70W, 占比0.88%; (金额单位: 美元)



2026年01月至2026年12月, 共计从10个原产国进口, 进口数量占比分别为China

(CN): 77.59M, 占比94.7%; South Korea (KR): 3.66M, 占比4.46%; Vietnam (VN): 17.53W, 占比0.21%; Hong Kong, China (HK): 17.43W, 占比0.21%; United States (US): 10.29W, 占比0.13%; Italy (IT): 6.14W, 占比0.07%; United Arab Emirates (AE): 4.84W, 占比0.06%; Taiwan, China (TW): 4.12W, 占比0.05%; S. Africa (ZA): 4.01W, 占比0.05%; Panama (PA): 3.98W, 占比0.05%; (数量单位: PAIRS)



6) 94054200

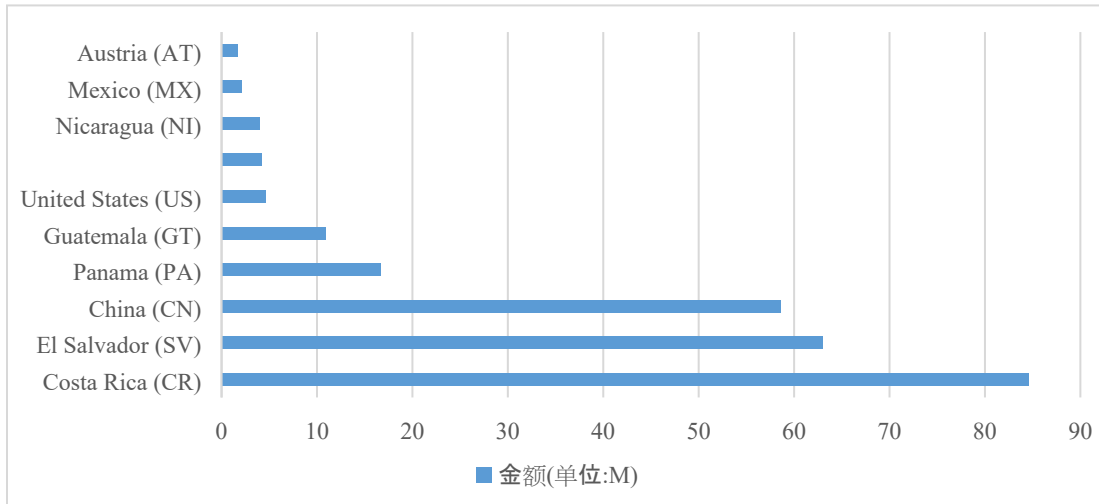
2026年01月至2026年12月，共计从10个原产国进口，进口金额占比分别为Costa Rica

(CR)：84.57M, 占比33.77%；El Salvador (SV)：62.97M, 占比25.14%；China

(CN)：58.66M, 占比23.42%；Panama (PA)：16.67M, 占比6.65%；Guatemala (GT)：10.95M, 占比4.37%；United

States (US)：4.60M, 占比1.84%；：4.19M, 占比1.67%；Nicaragua (NI)：4.05M, 占比1.62%；Mexico

(MX)：2.11M, 占比0.84%；Austria (AT)：1.68M, 占比0.67%；（金额单位：美元）



2026年01月至2026年12月，共计从10个原产国进口，进口数量占比分别为China

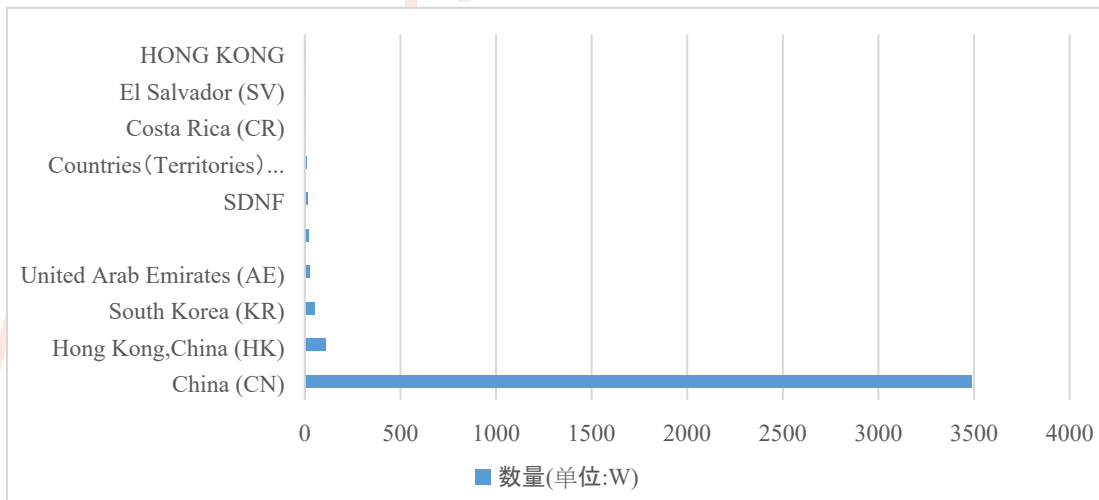
(CN)：34.90M, 占比93.61%；Hong Kong, China (HK)：1.06M, 占比2.85%；South Korea

(KR)：49.29W, 占比1.32%；United Arab Emirates

(AE)：27.10W, 占比0.73%；：19.53W, 占比0.52%；SDNF：13.01W, 占比0.35%；Countries (Territories) Unkno

wn (ZZZ)：7.38W, 占比0.2%；Costa Rica (CR)：5.29W, 占比0.14%；El Salvador

(SV)：5.24W, 占比0.14%；HONG KONG：4.83W, 占比0.13%；（数量单位：PAIRS）



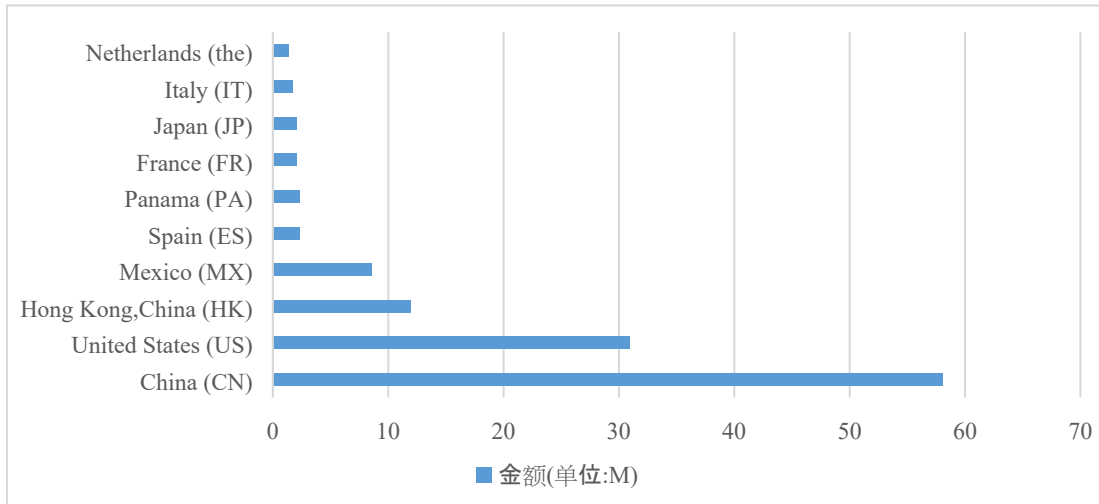
2026年01月至2026年12月，共计从10个原产国进口，进口金额占比分别为China

(CN)：58.09M, 占比47.94%；United States (US)：30.90M, 占比25.5%；Hong Kong, China

(HK)：11.93M, 占比9.85%；Mexico (MX)：8.53M, 占比7.04%；Spain (ES)：2.28M, 占比1.88%；Panama

(PA)：2.27M, 占比1.88%；France (FR)：2.07M, 占比1.7%；Japan (JP)：2.03M, 占比1.68%；Italy

(IT)：1.72M, 占比1.42%；Netherlands (the)：1.35M, 占比1.11%；（金额单位：美元）



2026年01月至2026年12月，共计从10个原产国进口，进口数量占比分别为China

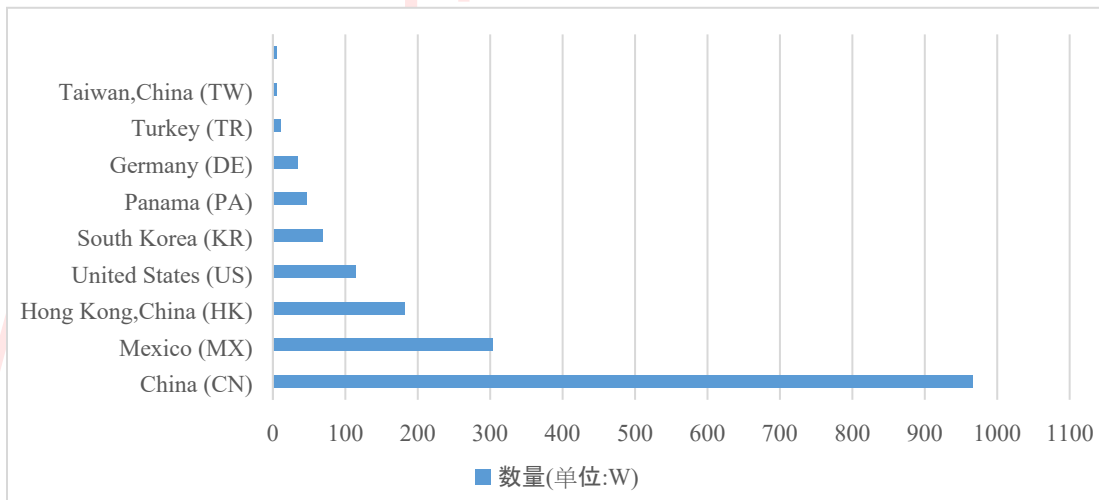
(CN)：9.66M, 占比55.62%；Mexico (MX)：3.04M, 占比17.48%；Hong Kong, China

(HK)：1.81M, 占比10.43%；United States (US)：1.14M, 占比6.58%；South Korea

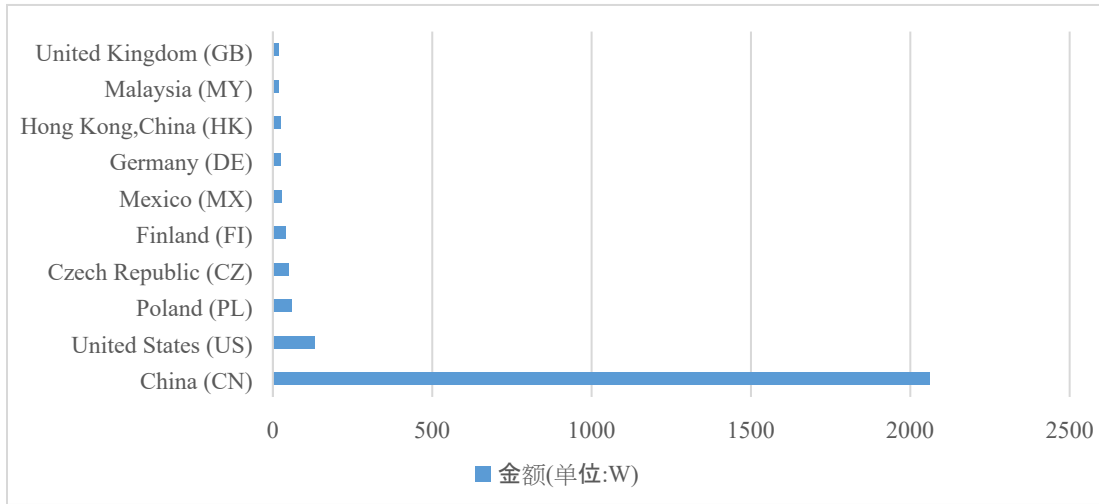
(KR)：68.93W, 占比3.97%；Panama (PA)：47.03W, 占比2.71%；Germany (DE)：33.85W, 占比1.95%；Turkey

(TR)：11.02W, 占比0.63%；Taiwan, China

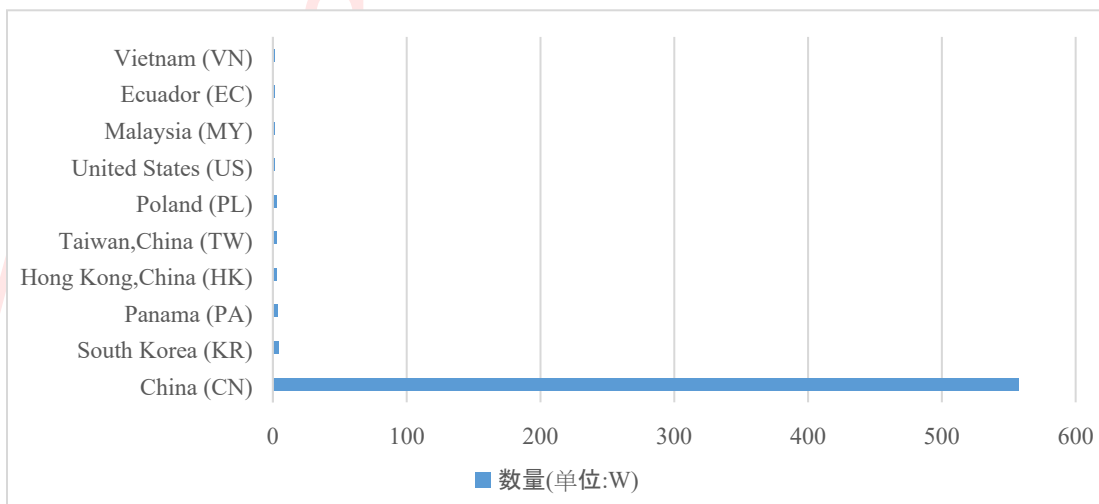
(TW)：5.58W, 占比0.32%；：5.39W, 占比0.31%；（数量单位：PAIRS）



2026年01月至2026年12月，共计从10个原产国进口，进口金额占比分别为China (CN)：20.60M, 占比84.09%；United States (US)：1.32M, 占比5.37%；Poland (PL)：58.95W, 占比2.41%；Czech Republic (CZ)：48.80W, 占比1.99%；Finland (FI)：40.88W, 占比1.67%；Mexico (MX)：26.69W, 占比1.09%；Germany (DE)：24.47W, 占比1%；Hong Kong,China (HK)：23.48W, 占比0.96%；Malaysia (MY)：17.59W, 占比0.72%；United Kingdom (GB)：17.35W, 占比0.71%；（金额单位：美元）



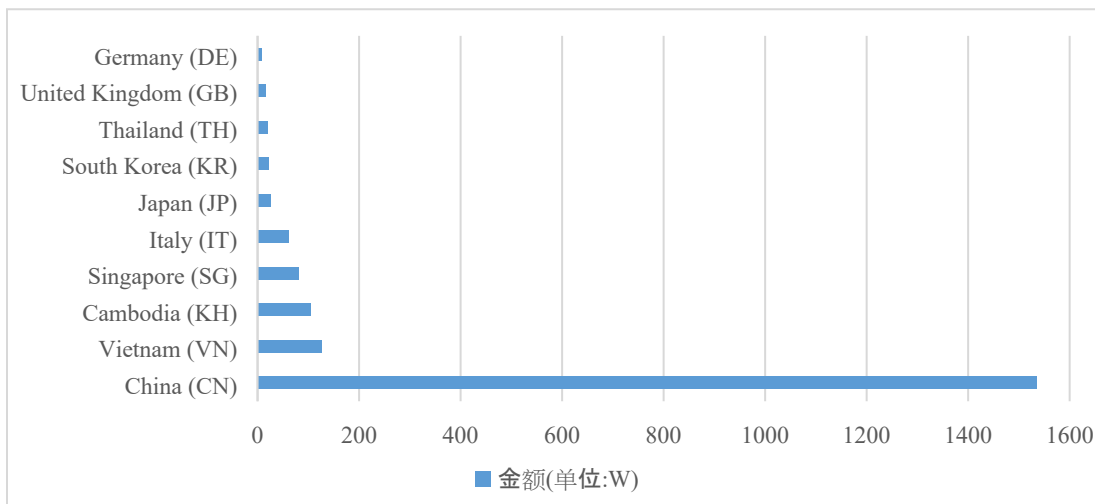
2026年01月至2026年12月，共计从10个原产国进口，进口数量占比分别为China (CN)：5.57M, 占比96.39%；South Korea (KR)：4.19W, 占比0.73%；Panama (PA)：3.18W, 占比0.55%；Hong Kong,China (HK)：2.95W, 占比0.51%；Taiwan,China (TW)：2.95W, 占比0.51%；Poland (PL)：2.71W, 占比0.47%；United States (US)：1.42W, 占比0.25%；Malaysia (MY)：1.25W, 占比0.22%；Ecuador (EC)：1.19W, 占比0.21%；Vietnam (VN)：1.04W, 占比0.18%；（数量单位：PAIRS）



9) 94054260

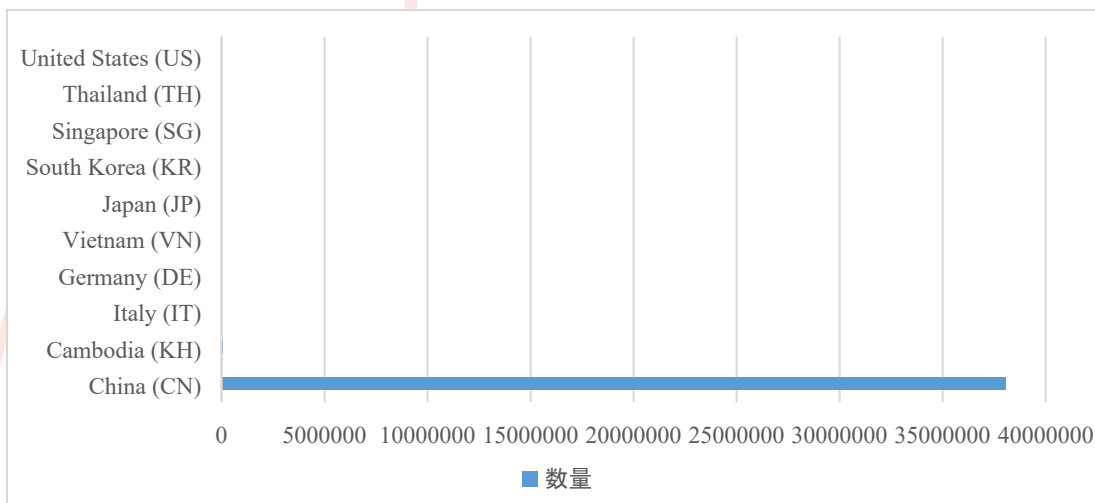
2026年01月至2026年12月，共计从10个原产国进口，进口金额占比分别为China

(CN)：15.36M, 占比76.57%；Vietnam (VN)：1.26M, 占比6.3%；Cambodia (KH)：1.05M, 占比5.23%；Singapore (SG)：81.99W, 占比4.09%；Italy (IT)：61.55W, 占比3.07%；Japan (JP)：25.81W, 占比1.29%；South Korea (KR)：23.17W, 占比1.16%；Thailand (TH)：19.57W, 占比0.98%；United Kingdom (GB)：17.23W, 占比0.86%；Germany (DE)：9.40W, 占比0.47%；（金额单位：美元）



2026年01月至2026年12月，共计从10个原产国进口，进口数量占比分别为China

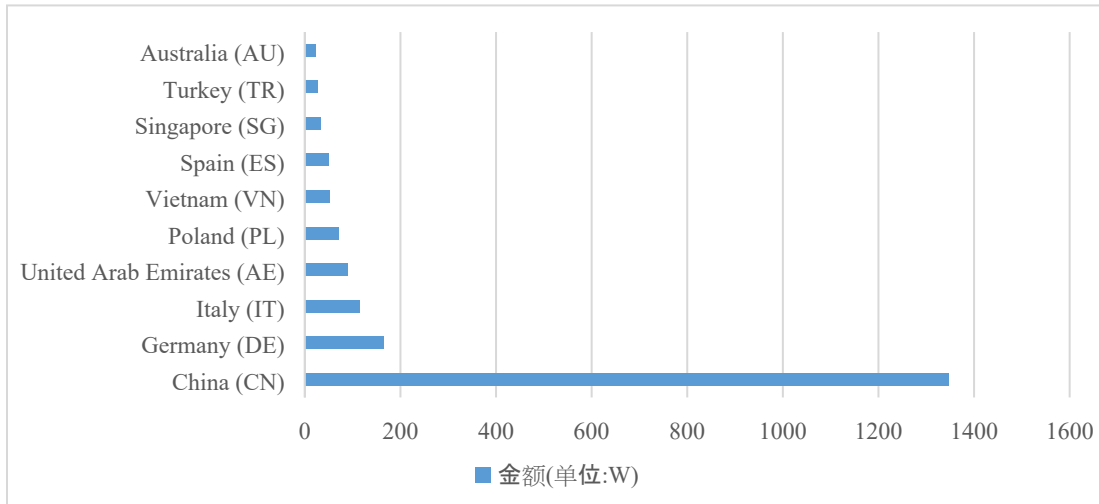
(CN)：38.09M, 占比99.76%；Cambodia (KH)：4.80W, 占比0.13%；Italy (IT)：1.13W, 占比0.03%；Germany (DE)：1.07W, 占比0.03%；Vietnam (VN)：6753, 占比0.02%；Japan (JP)：5972.32, 占比0.02%；South Korea (KR)：2247, 占比0.01%；Singapore (SG)：2001, 占比0.01%；Thailand (TH)：1712.85, 占比0%；United States (US)：1113.45, 占比0%；（数量单位：PAIRS）



10) 94054210

2026年01月至2026年12月，共计从10个原产国进口，进口金额占比分别为China

(CN)：13.47M, 占比68.41%；Germany (DE)：1.64M, 占比8.35%；Italy (IT)：1.14M, 占比5.78%；United Arab Emirates (AE)：89.81W, 占比4.56%；Poland (PL)：70.96W, 占比3.61%；Vietnam (VN)：50.97W, 占比2.59%；Spain (ES)：49.93W, 占比2.54%；Singapore (SG)：33.32W, 占比1.69%；Turkey (TR)：26.30W, 占比1.34%；Australia (AU)：22.23W, 占比1.13%；（金额单位：美元）



2026年01月至2026年12月，共计从10个原产国进口，进口数量占比分别为United Arab Emirates

(AE)：17.84M, 占比56.68%；China (CN)：13.60M, 占比43.19%；Germany (DE)：1.41W, 占比0.04%；Spain (ES)：6394.53, 占比0.02%；Colombia (CO)：4620, 占比0.01%；Turkey (TR)：4326, 占比0.01%；Hong Kong, China (HK)：3157.3, 占比0.01%；Italy (IT)：3050.93, 占比0.01%；Australia (AU)：2235.55, 占比0.01%；Cambodia (KH)：1704, 占比0.01%；（数量单位：PAIRS）

